




**TRUSTBUILD CONSTRUCT**  
*E-mail:* bogdan.dobre@trustbuildconstruct.com  
teodor.arapasu@trustbuildconstruct.com  
*Telefon:* 0745 438 845  
0748 539 600



TRUST BUILD CONSTRUCT. Vă mulțumim că ați ales să luați în considerare produsele noastre! Compania noastră este înființată în 2017, furnizează și instalează locuri de joacă de exterior și interior în România. Vrem să oferim produse de calitate la prețuri competitive, în funcție de solicitările clienților. Răsfoind catalogul nostru, veți găsi produse clasice cât și inovative, unde copiii își vor dezvolta abilitățile fizice, își activează creierul și își restabilesc nivelurile de stres care îi ajută să aibă rezultate mai bune în rutina zilnică. Toate produsele sunt fabricate din materii prime non otrăvitoare și prietenoase cu mediul, au fost testate și inspectate strict înainte de a ieși din fabrică. Toate produsele îndeplinesc standardele de siguranță pentru terenul de joacă din CE, ISO TUV etc.





# CONTENTS



**LOCURI DE JOACA  
GENERATIE NOUA**

**8**



**SERIA  
SURVIVOR**

**39**



**ECHIPAMENTE  
NOUA GENERATIE**

**24**



**LOCURI DE JOACA  
DIN PLASTIC**

**42**





**ACCESORII LOCURI  
DE JOACA**

**119**





**CAUCIUC  
SOL**

**165**



**MARFURI SPORTIVE  
EXTERIOARE**

**137**



**MOBILIER  
URBAN**

**154**

# LOCURI DE JOACA GENERATIE NOUA



# NEON 01



GRUPA DE VÂRSTA

3+



ÎNĂLȚIME DE CADERE

1.6m



4.13 m  
7.13 m

8.23 m Sitting Area

11.23 m Safety Area

# NEON 02



GRUPA DE VÂRSTA

3+



ÎNĂLȚIME DE CADERE

1.6m



4.13 m  
7.13 m

12.33 m Sitting Area

15.33 m Safety Area

# NEON 03




GRUPA DE VÂRSTA

3+



ÎNĂLȚIME DE CADERE

3.1m



10.29 m Sitting Area | \_\_\_\_\_  
13.29 m Safety Area | \_\_\_\_\_

10.12 m  
14.12 m

# NEON 04



GRUPA DE VÂRSTA

3+



ÎNĂLȚIME DE CADERE

4.6m



15.48 m Sitting Area | \_\_\_\_\_  
19.48 m Safety Area | \_\_\_\_\_

12.74 m  
16.74 m

# KEK 01

GRUPA DE VÂRSTA

3+



ÎNĂLȚIME DE CADERE

1.6m



3.14 m  
6.14 m

5.70 m Sitting Area

9.20 m Safety Area

# KEK 02

GRUPA DE VÂRSTA

3+



ÎNĂLȚIME DE CADERE

1.6m



5.69 m  
9.69 m

6.08 m Sitting Area

9.58 m Safety Area

# KEK 03

GRUPA DE VÂRSTA

3+



ÎNĂLȚIME DE CADERE

1.6m



3.70 m  
5.70 m

5.04 m Sitting Area

9.04 m Safety Area

# KEK 04

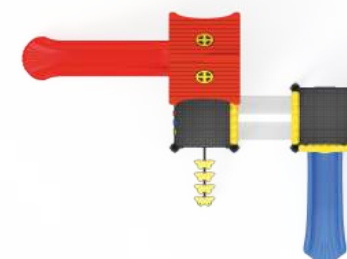
GRUPA DE VÂRSTA

3+



ÎNĂLȚIME DE CADERE

1.6m



4.35 m  
7.35 m

5.87 m Sitting Area

8.87 m Safety Area

# KEK 05

GRUPA DE VÂRSTA

3+



ÎNĂLȚIME DE CADERE

1.6m



3.97 m  
6.97 m

4.56 m Sitting Area

6.56 m Safety Area

# KEK 06

GRUPA DE VÂRSTA

3+



ÎNĂLȚIME DE CADERE

1.6m



3.53 m  
6.53 m

4.74 m Sitting Area

8.24 m Safety Area

# KALE 01

GRUPA DE VÂRSTA

3+



ÎNĂLȚIME DE CADERE

1m



1.23 m  
3.23 m



4.05 m Sitting Area

7.55 m Safety Area

# KALE 02

GRUPA DE VÂRSTA

3+




ÎNĂLȚIME DE CADERE

1m



3.29 m  
5.29 m



5.04 m Sitting Area

9.04 m Safety Area

# KALE 03


GRUPA DE VÂRSTA

3+



ÎNĂLȚIME DE CADERE

1.5m



4.94 m  
8.94 m

6.43 m Sitting Area

9.43 m Safety Area

# KALE 04


GRUPA DE VÂRSTA

3+



ÎNĂLȚIME DE CADERE

2m



6.53 m  
10.03 m

9.71 m Sitting Area

13.71 m Safety Area

# KALE 05

GRUPA DE VÂRSTA

3+



ÎNĂLȚIME DE CADERE

1.5m



5.73 m  
9.23 m

8.41 m Sitting Area

12.41 m Safety Area

# KALE 06


GRUPA DE VÂRSTA

3+



ÎNĂLȚIME DE CADERE

4.7m



8.23 m  
12.23 m

12.09 m Sitting Area

16.09 m Safety Area

PN  
01

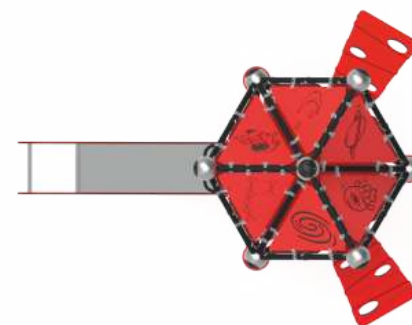
GRUPA DE VÂRSTA

3+



ÎNĂLȚIME DE CADERE

1m



6.24 m  
3.24 m

4.14 m Sitting Area | \_\_\_\_\_  
7.64 m Safety Area | \_\_\_\_\_

PN  
02

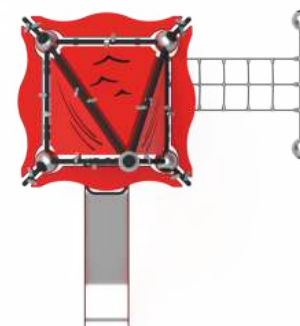
GRUPA DE VÂRSTA

3+



ÎNĂLȚIME DE CADERE

1m



6.88 m  
3.38 m

3.46 m Sitting Area | \_\_\_\_\_  
6.46 m Safety Area | \_\_\_\_\_

PN  
03

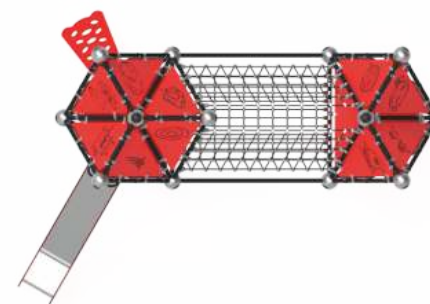
GRUPA DE VÂRSTA

3+



ÎNĂLȚIME DE CADERE

1m



4.23 m  
7.23 m

6.17 m Sitting Area  
9.17 m Safety Area

PN  
04

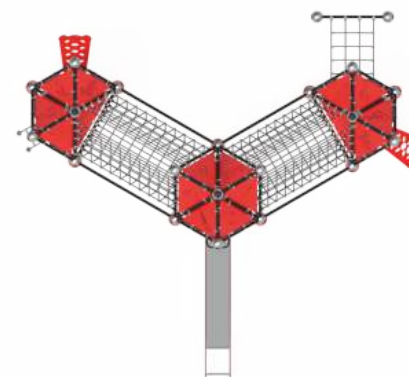
GRUPA DE VÂRSTA

5+



ÎNĂLȚIME DE CADERE

1.5m



7.82 m  
11.32 m

8.67 m Sitting Area  
11.67 m Safety Area

PN  
05

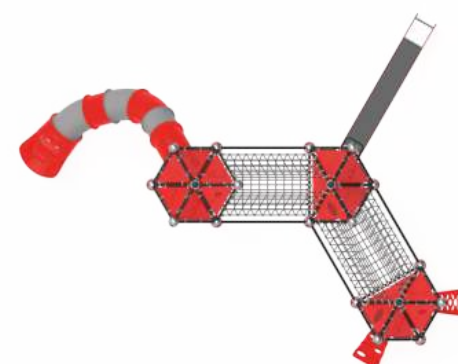
GRUPA DE VÂRSTA

7+



ÎNĂLȚIME DE CADERE

3m



10.91 m Sitting Area | \_\_\_\_\_  
13.91 m Safety Area | \_\_\_\_\_

11.65 m | \_\_\_\_\_  
8.65 m | \_\_\_\_\_

PN  
06

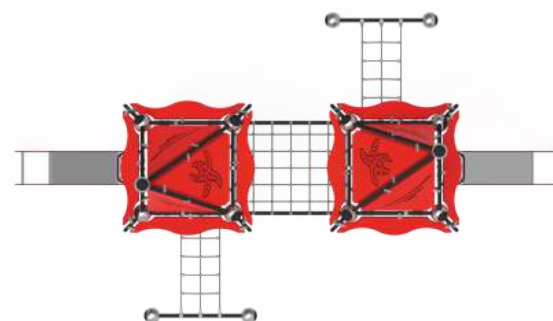
GRUPA DE VÂRSTA

3+



ÎNĂLȚIME DE CADERE

1m



8.55 m Sitting Area | \_\_\_\_\_  
12.55 m Safety Area | \_\_\_\_\_

7.83 m | \_\_\_\_\_  
4.83 m | \_\_\_\_\_

PN  
07

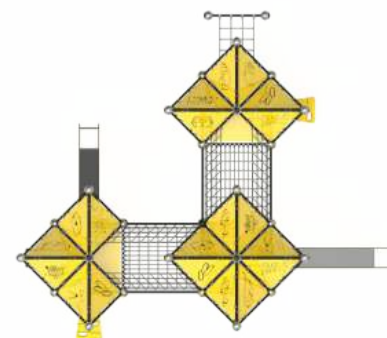
GRUPA DE VÂRSTA

5+



ÎNĂLȚIME DE CADERE

1,5m



10.11 m Sitting Area  
13.61 m Safety Area

8.69 m  
11.69 m

PN  
08

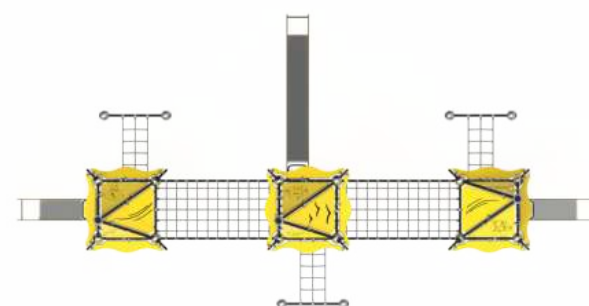
GRUPA DE VÂRSTA

7+



ÎNĂLȚIME DE CADERE

2,2m



14.15 m Sitting Area  
18.15 m Safety Area

7.16 m  
10.66 m

PN  
09

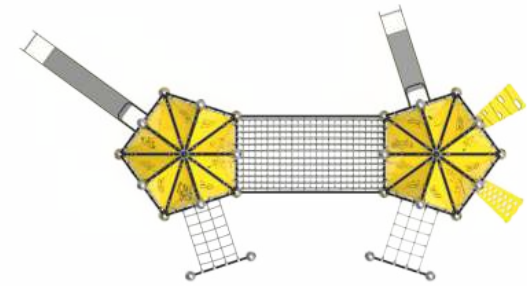
GRUPA DE VÂRSTA

5+



ÎNĂLȚIME DE CADERE

1.5m



9.43 m  
6.43 m

11.89 m Sitting Area

14.89 m Safety Area

PN  
10

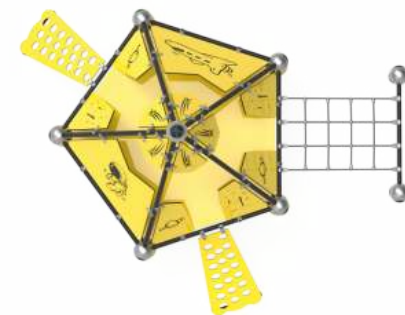
GRUPA DE VÂRSTA

3+



ÎNĂLȚIME DE CADERE

0.65m



6.94 m  
3.94 m

4.98 m Sitting Area

7.98 m Safety Area

PN  
11

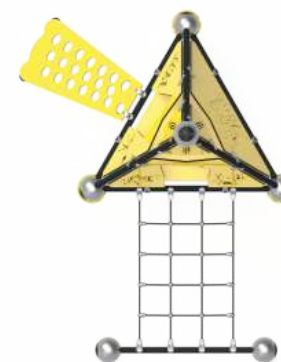
GRUPA DE VÂRSTA

3+



ÎNĂLȚIME DE CADERE

0.65m



2.66 m Sitting Area | \_\_\_\_\_  
5.66 m Safety Area | \_\_\_\_\_

3.39 m  
6.39 m

PN  
12

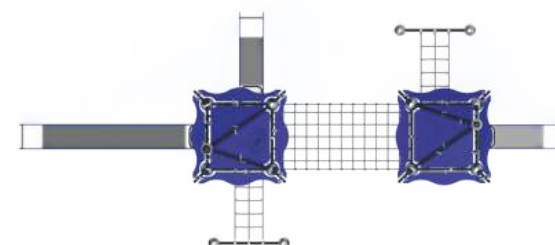
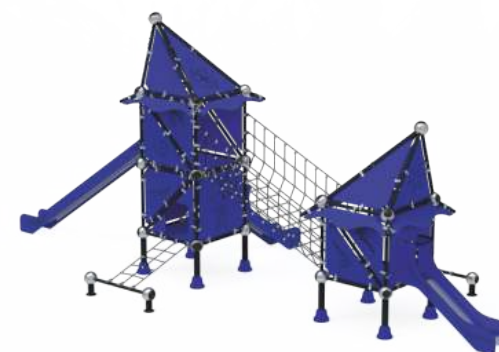
GRUPA DE VÂRSTA

7+



ÎNĂLȚIME DE CADERE

2.2m



11.83m Sitting Area | \_\_\_\_\_  
15.83 m Safety Area | \_\_\_\_\_

5.09 m  
8.59 m

# Locuri De Joaca Generatie Noua

PN  
13

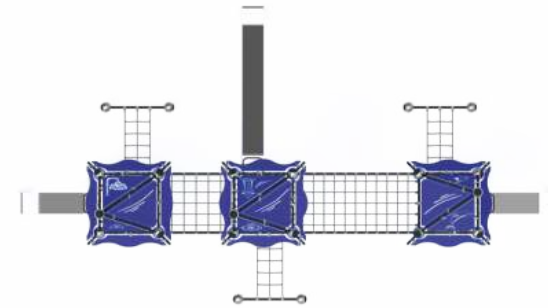
GRUPA DE VÂRSTA

7+



ÎNĂLȚIME DE CADERE

2.2m



10.56 m  
7.16 m

12.95 m Sitting Area

16.95 m Safety Area



# **ECHIPAMENTE NOUA GENERATIE**



PR  
01

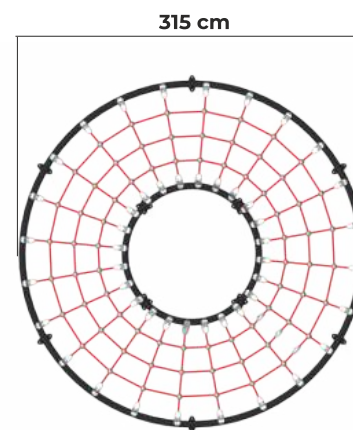
GRUPA DE VÂRSTA

3+



ÎNĂLȚIME DE CADERE

0.9m



PR  
02

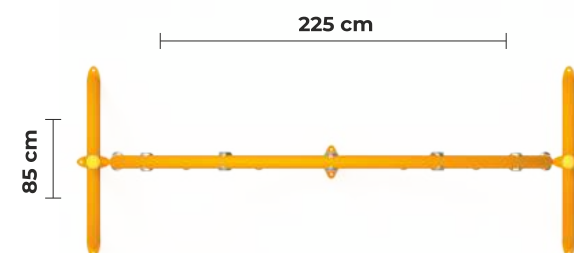
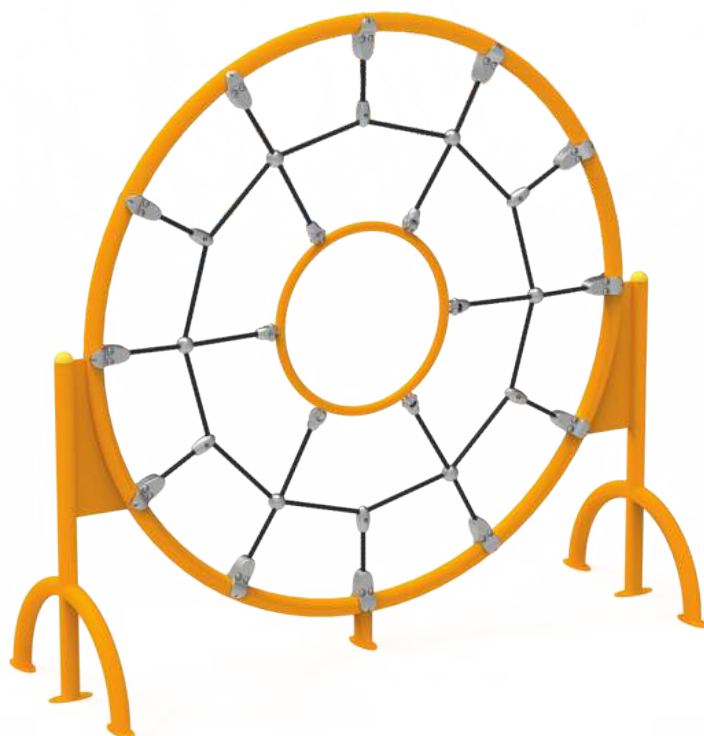
GRUPA DE VÂRSTA

5+



ÎNĂLȚIME DE CADERE

2.7m



PR  
03


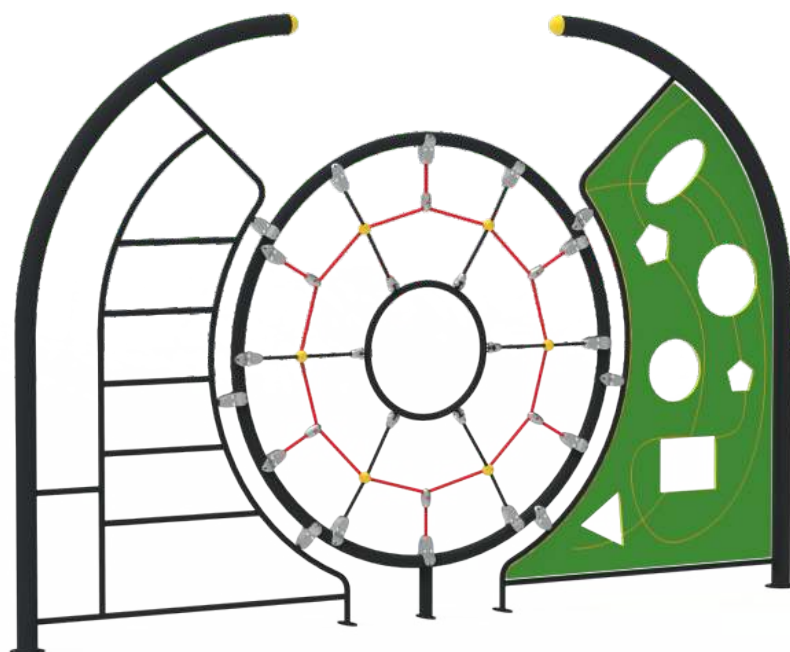
GRUPA DE VÂRSTA

5+



ÎNĂLȚIME DE CADERE

2,7m



PR  
04

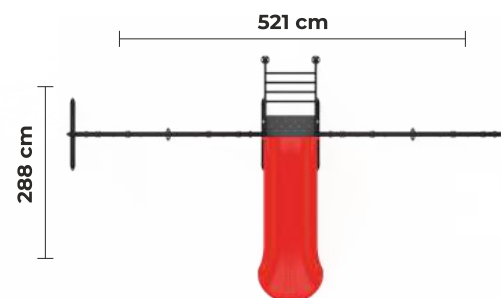

GRUPA DE VÂRSTA

5+



ÎNĂLȚIME DE CADERE

2.2m



PR  
05

GRUPA DE VÂRSTA

5+

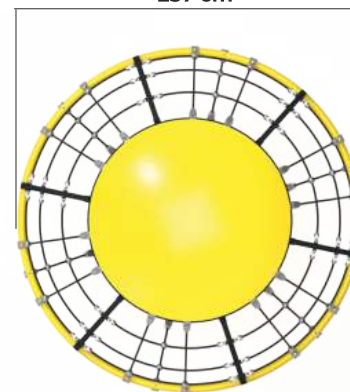


ÎNĂLȚIME DE CADERE

2,5m



257 cm



PR  
06

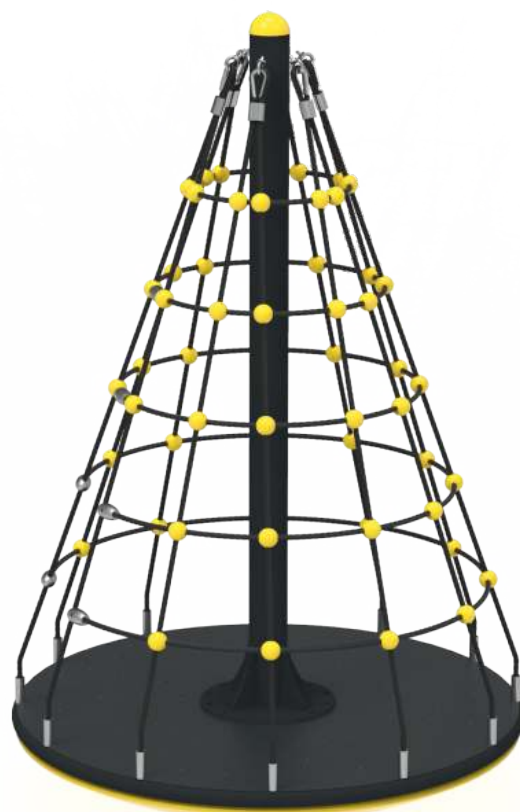
GRUPA DE VÂRSTA

5+



ÎNĂLȚIME DE CADERE

2,4m



152 cm



PR  
07

GRUPA DE VÂRSTA

5+

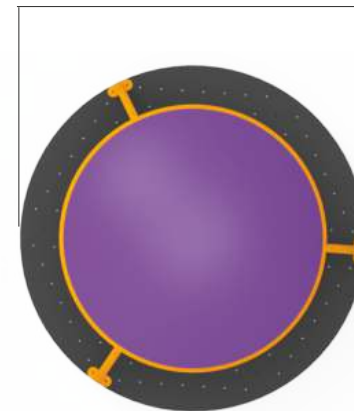


ÎNĂLȚIME DE CADERĂ

2,5m



200 cm



PR  
08

GRUPA DE VÂRSTA

5+

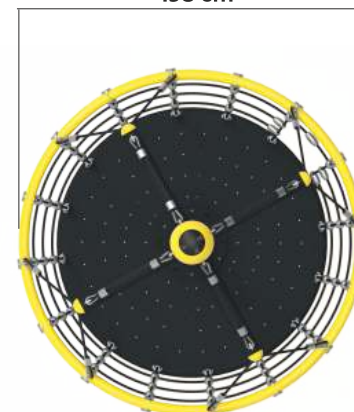


ÎNĂLȚIME DE CADERĂ

2,8m



198 cm



PR  
09

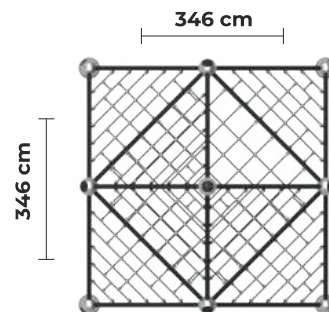
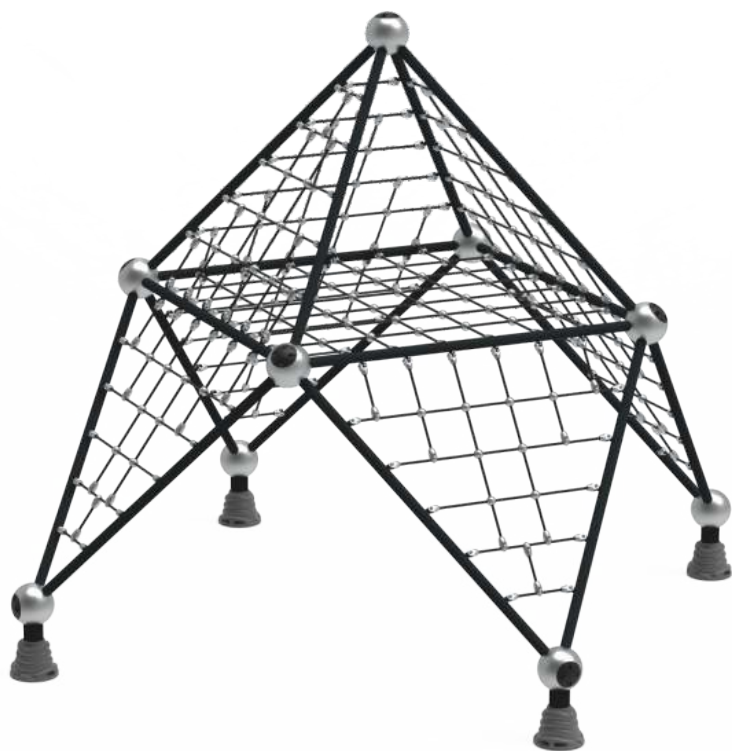
GRUPA DE VÂRSTA

7+



ÎNĂLȚIME DE CADERE

3,7m



PR  
10

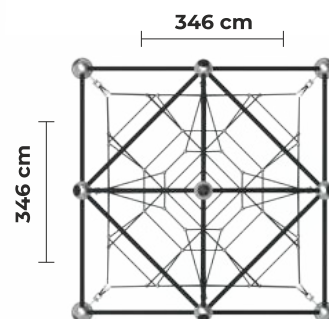

GRUPA DE VÂRSTA

7+



ÎNĂLȚIME DE CADERE

3,7m



PR  
11

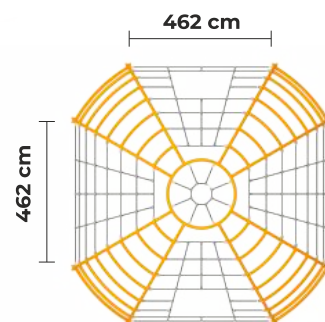
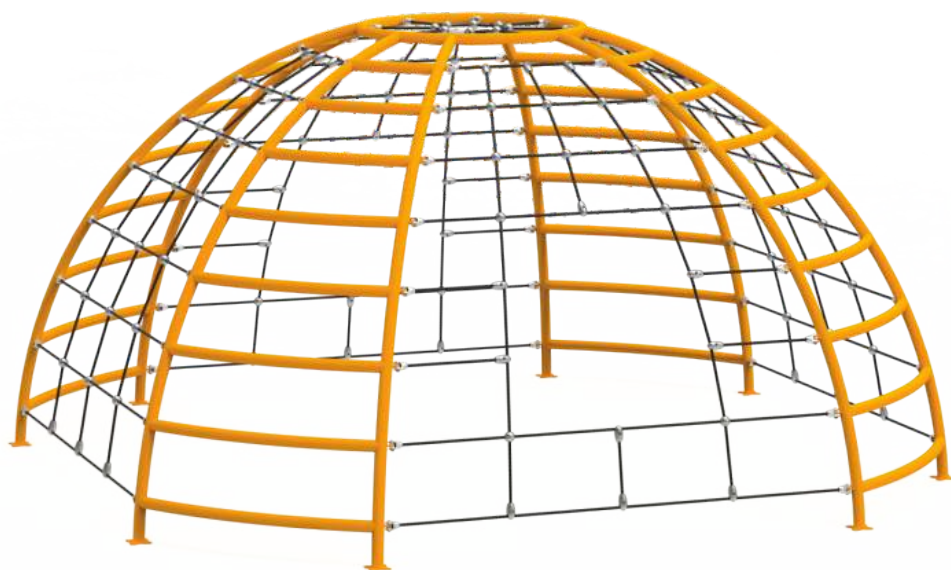
GRUPA DE VÂRSTA

5+



ÎNĂLȚIME DE CADERE

2.4m



PR  
12

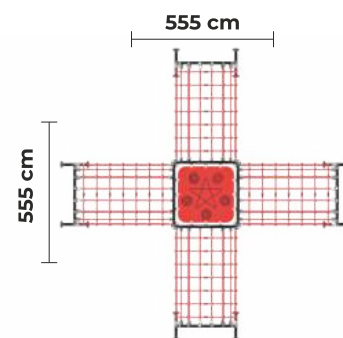
GRUPA DE VÂRSTA

5+



ÎNĂLȚIME DE CADERE

2,1m



PR  
13


GRUPA DE VÂRSTA

3+

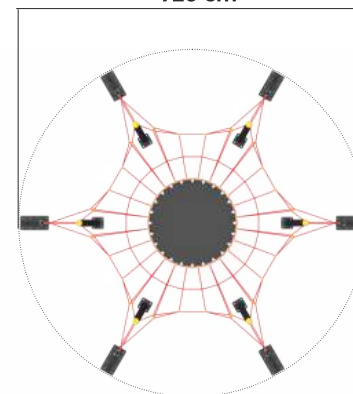


ÎNĂLȚIME DE CADERĂ

1.9m



720 cm



PR  
14

GRUPA DE VÂRSTA

7+

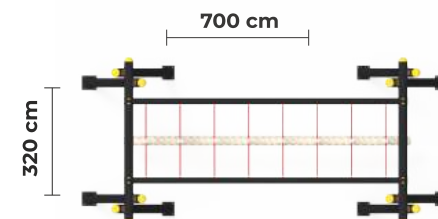


ÎNĂLȚIME DE CADERĂ

3m



700 cm



PR  
15

GRUPA DE VÂRSTA

5+

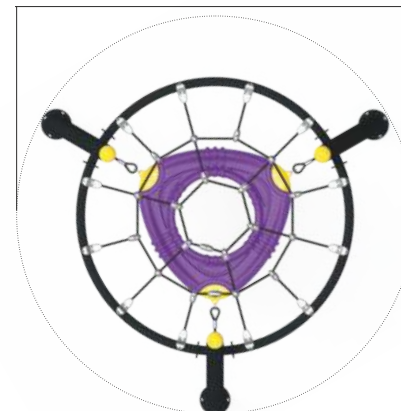


ÎNĂLȚIME DE CADERE

2,3m



259 cm



PR  
16

GRUPA DE VÂRSTA

5+

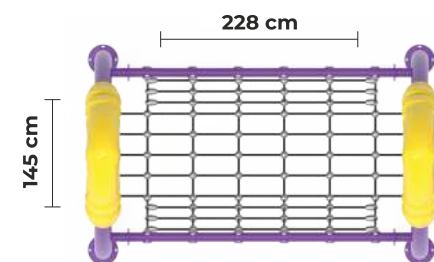


ÎNĂLȚIME DE CADERE

2.7m



228 cm



PR  
17

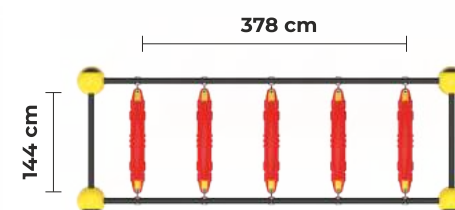
GRUPA DE VÂRSTA

5+



ÎNĂLȚIME DE CADERE

2,74m



PR  
18

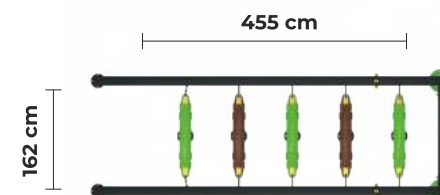
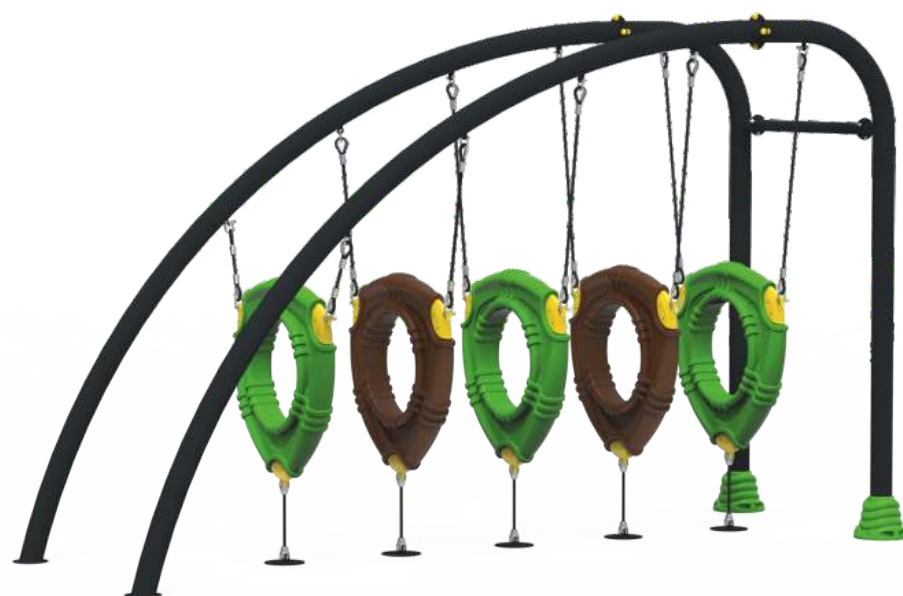
GRUPA DE VÂRSTA

5+



ÎNĂLȚIME DE CADERE

2,7m



PR  
19


GRUPA DE VÂRSTA

5+

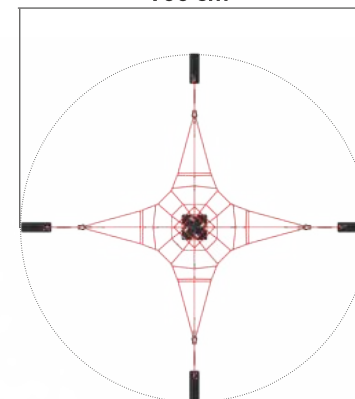


ÎNĂLȚIME DE CADEREA

2,9m



700 cm



PR  
20

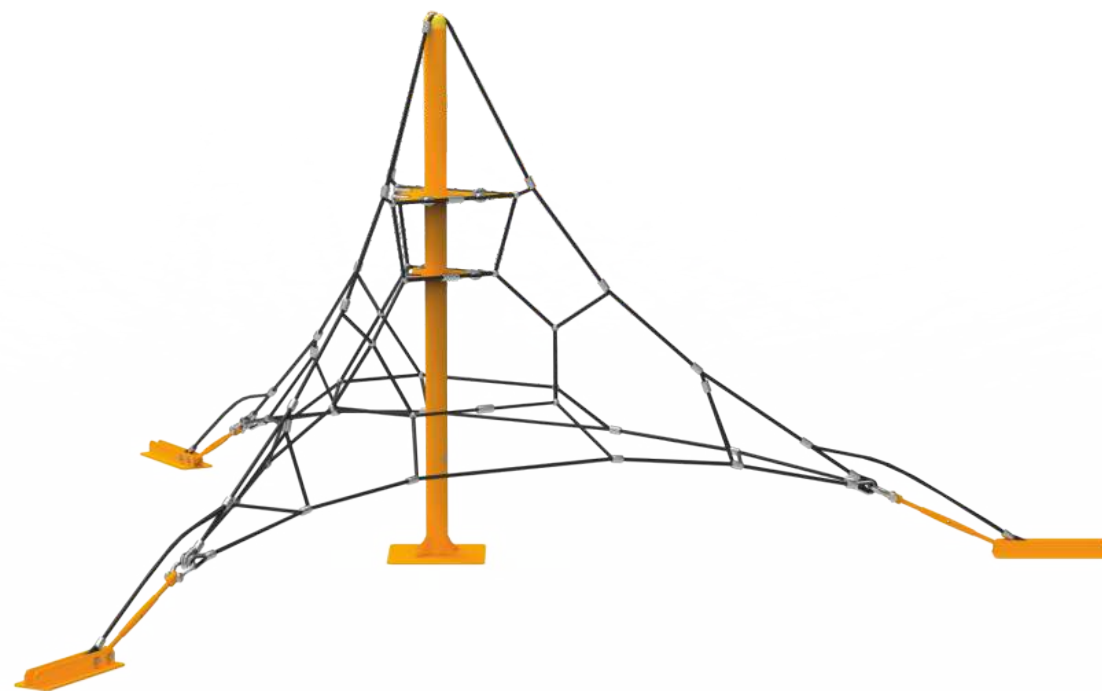
GRUPA DE VÂRSTA

5+

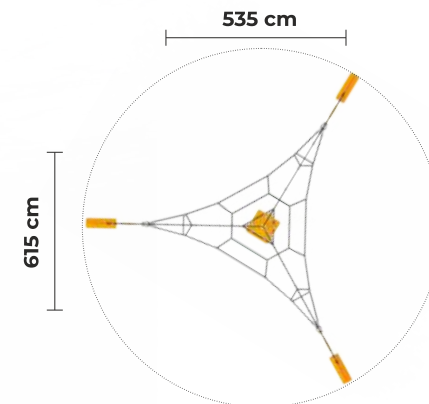


ÎNĂLȚIME DE CADEREA

2,8m



535 cm



PR  
21

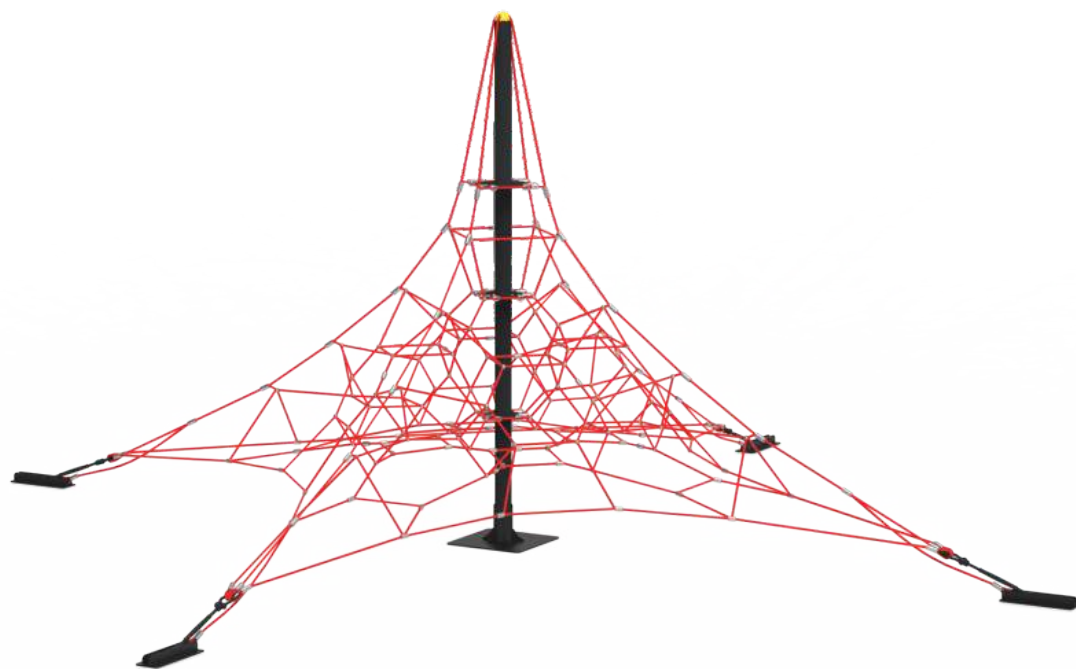
GRUPA DE VÂRSTA

7+

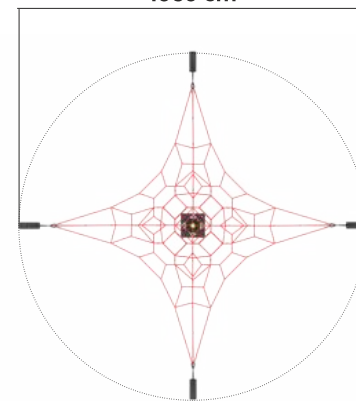


ÎNĂLȚIME DE CADERE

4.4m



1060 cm



PR  
22

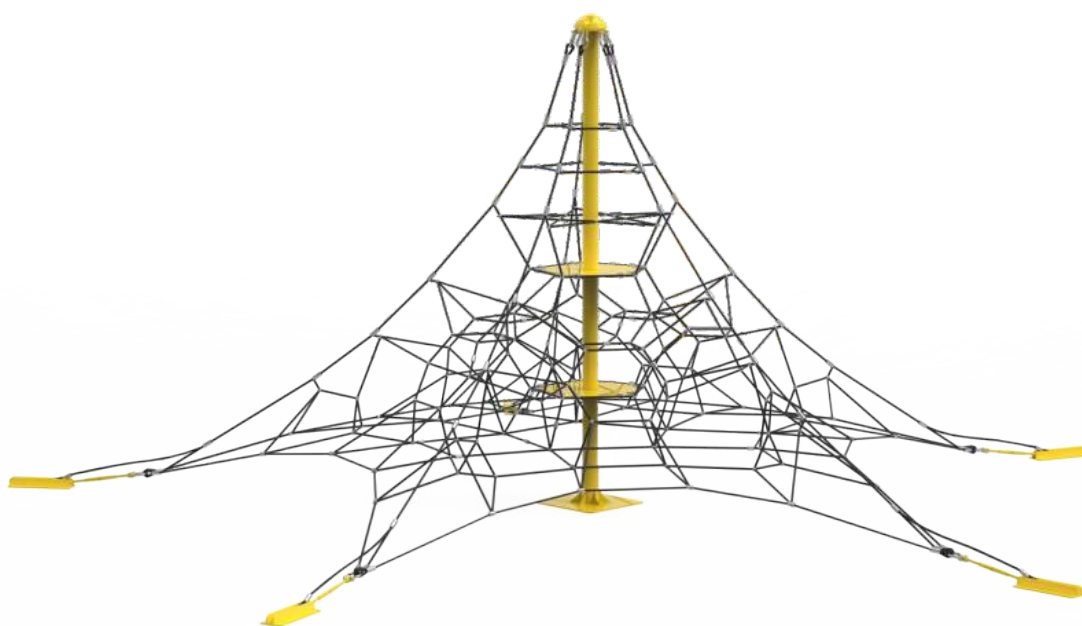
GRUPA DE VÂRSTA

7+

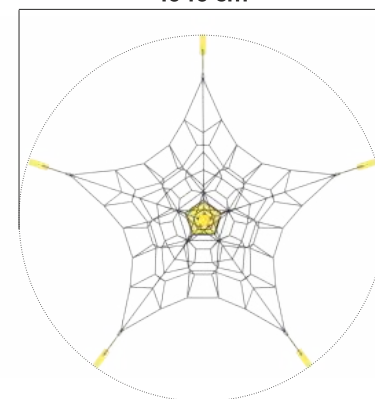


ÎNĂLȚIME DE CADERE

4.35m



1040 cm



PR  
23

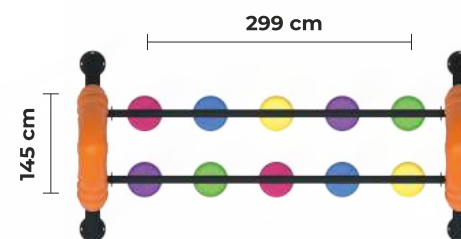
GRUPA DE VÂRSTA

5+



ÎNĂLȚIME DE CADERE

2.71m



PR  
24

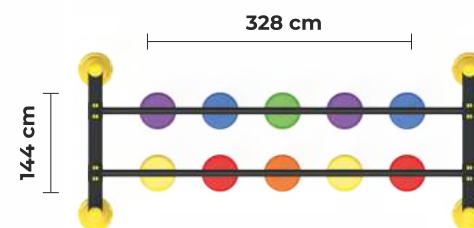
GRUPA DE VÂRSTA

5+



ÎNĂLȚIME DE CADERE

2.56m



PR  
25

GRUPA DE VÂRSTA

5+



ÎNĂLȚIME DE CADERĂ

2.26m



407 cm



PR  
26

GRUPA DE VÂRSTA

7+

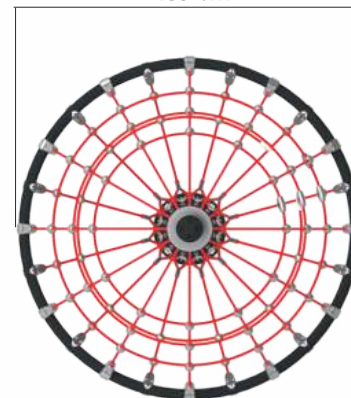


ÎNĂLȚIME DE CADERĂ

3.07m



189 cm



PR  
27

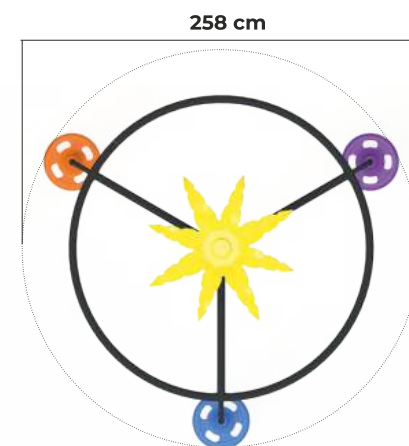

GRUPA DE VÂRSTA

7+



ÎNĂLȚIME DE CADERE

3.01m



PR  
28

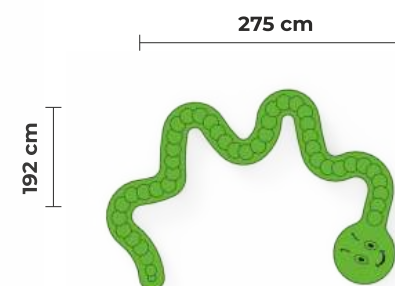

GRUPA DE VÂRSTA

3+



ÎNĂLȚIME DE CADERE

0.41m



# *SERIA SURVIVOR*



PS  
01

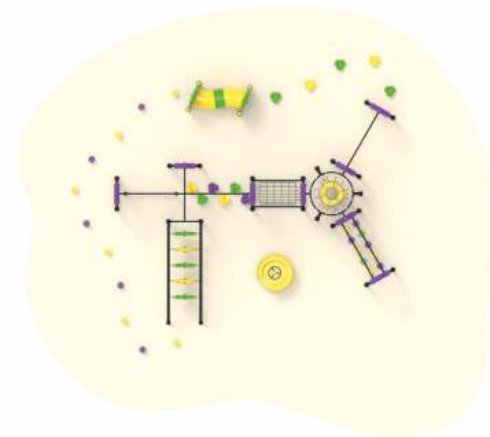
GRUPA DE VÂRSTA

3+



ÎNĂLȚIME DE CADERE

2.20m



8.67 m Sitting Area | \_\_\_\_\_  
11.67 m Safety Area | \_\_\_\_\_

7.82 m | \_\_\_\_\_  
11.32 m | \_\_\_\_\_

PS  
02

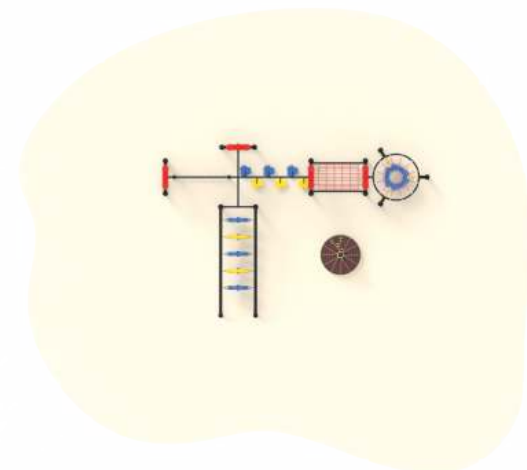
GRUPA DE VÂRSTA

3+



ÎNĂLȚIME DE CADERE

2.20m



6.88 m  
3.38 m

3.46 m Sitting Area | \_\_\_\_\_  
6.46 m Safety Area | \_\_\_\_\_

# LOCURI DE JOACA DIN PLASTIC





# PS-M 01

GRUPA DE VÂRSTA

3+



ÎNĂLȚIME DE CADERE

1m



7.15 m  
3.65 m

5.65 m Sitting Area \_\_\_\_\_  
8.65 m Safety Area \_\_\_\_\_

# PS-M 02

GRUPA DE VÂRSTA

3+



ÎNĂLȚIME DE CADERE

1m



8.50 m  
5.50 m

4.00 m Sitting Area \_\_\_\_\_  
7.50 m Safety Area \_\_\_\_\_

# PS-M 03

GRUPA DE VÂRSTA

3+



ÎNĂLȚIME DE CADERE

1m



3.20 m  
6.20 m

4.20 m Sitting Area | \_\_\_\_\_  
7.20 m Safety Area | \_\_\_\_\_

# PS-M 04


GRUPA DE VÂRSTA

3+



ÎNĂLȚIME DE CADERE

1m



4.85 m  
8.85 m

4.40 m Sitting Area | \_\_\_\_\_  
6.40 m Safety Area | \_\_\_\_\_

# PS-M 05

GRUPA DE VÂRSTA

3+



ÎNĂLȚIME DE CADERE

1m



6.10 m Sitting Area | \_\_\_\_\_  
10.1 m Safety Area | \_\_\_\_\_

9.00 m  
5.50 m

# PS-M 06

GRUPA DE VÂRSTA

3+



ÎNĂLȚIME DE CADERE

1m



4.35 m Sitting Area | \_\_\_\_\_  
7.15 m Safety Area | \_\_\_\_\_

8.35 m  
4.15 m

PS-M  
07

GRUPA DE VÂRSTA

3+



ÎNĂLȚIME DE CADERE

1m



5.15 m Sitting Area

9.15 m Safety Area

5.25 m

8.75 m



**ECOUI  
SERIA**

PS-E  
01

GRUPA DE VÂRSTA

3+



ÎNĂLȚIME DE CADERE

1m



4.15 m Sitting Area | \_\_\_\_\_  
7.65 m Safety Area | \_\_\_\_\_

1.50 m  
3.50 m

PS-E  
02

GRUPA DE VÂRSTA

3+



ÎNĂLȚIME DE CADERE

1.5m



5.20 m Sitting Area | \_\_\_\_\_  
8.70 m Safety Area | \_\_\_\_\_

1.50 m  
3.50 m

PS-E  
03

GRUPA DE VÂRSTA

3+



ÎNĂLȚIME DE CADERE

1.5m



4.50 m Sitting Area | \_\_\_\_\_  
8.00 m Safety Area | \_\_\_\_\_

3.80 m  
1.80 m

PS-E  
04

GRUPA DE VÂRSTA

3+



ÎNĂLȚIME DE CADERE

1.5m



4.25 m Sitting Area | \_\_\_\_\_  
8.00 m Safety Area | \_\_\_\_\_

4.50 m  
7.25 m

PS-E  
05

GRUPA DE VÂRSTA

3+



ÎNĂLȚIME DE CADERE

1.5m



4.70 m Sitting Area | \_\_\_\_\_

8.70 m Safety Area | \_\_\_\_\_

3.25 m  
6.75 m

PS-E  
06

GRUPA DE VÂRSTA

3+



ÎNĂLȚIME DE CADERE

1m



4.50 m Sitting Area | \_\_\_\_\_

6.50 m Safety Area | \_\_\_\_\_

4.15 m  
7.65 m

PS-E  
07

GRUPA DE VÂRSTA

3+



ÎNĂLȚIME DE CADERE

1.5m



4.50 m Sitting Area | \_\_\_\_\_  
6.50 m Safety Area | \_\_\_\_\_

8.70 m  
5.20 m

PS-E  
08


GRUPA DE VÂRSTA

3+



ÎNĂLȚIME DE CADERE

1.5m



6.20 m Sitting Area | \_\_\_\_\_  
9.20 m Safety Area | \_\_\_\_\_

5.20 m  
8.70 m

PS-E  
09

GRUPA DE VÂRSTA

3+



ÎNĂLȚIME DE CADERE

1.5m



4.75 m  
8.25 m

6.20 m Sitting Area | \_\_\_\_\_

9.20 m Safety Area | \_\_\_\_\_

PS-E  
10

GRUPA DE VÂRSTA

3+



ÎNĂLȚIME DE CADERE

1.5m



3.70 m  
1.70 m

5.20 m Sitting Area | \_\_\_\_\_

8.70 m Safety Area | \_\_\_\_\_

# PS-E 11

GRUPA DE VÂRSTA

3+



ÎNĂLȚIME DE CADERE

1.5m



3.30 m Sitting Area | \_\_\_\_\_  
6.30 m Safety Area | \_\_\_\_\_

4.55 m  
8.05 m

# PS-E 12

GRUPA DE VÂRSTA

3+



ÎNĂLȚIME DE CADERE

1.5m



4.55 m Sitting Area | \_\_\_\_\_  
7.55 m Safety Area | \_\_\_\_\_

4.80 m  
8.30 m

PS-E  
13

GRUPA DE VÂRSTA

3+



ÎNĂLȚIME DE CADERE

1.5m



1.50 m  
3.50 m



5.20 m Sitting Area

8.70 m Safety Area

PS-E  
14

GRUPA DE VÂRSTA

3+



ÎNĂLȚIME DE CADERE

1.5m



4.55 m  
8.05 m



3.05 m Sitting Area

6.05 m Safety Area

PS-E  
15

GRUPA DE VÂRSTA

3+



ÎNĂLȚIME DE CADERE

1.5m



4.75 m  
8.25 m

6.25 m Sitting Area | \_\_\_\_\_  
10.25 m Safety Area | \_\_\_\_\_



**CASA  
SERIA**

# PS-H 01

GRUPA DE VÂRSTA

3+



ÎNĂLȚIME DE CADERE

1.5m



6.20 m Sitting Area | \_\_\_\_\_  
9.20 m Safety Area | \_\_\_\_\_

5.20 m  
8.70 m

# PS-H 02

GRUPA DE VÂRSTA

3+



ÎNĂLȚIME DE CADERE

1.5m



7.30 m Sitting Area | \_\_\_\_\_  
10.30 m Safety Area | \_\_\_\_\_

5.20 m  
8.70 m

# PS-H 03


GRUPA DE VÂRSTA

3+



ÎNĂLȚIME DE CADERE

1.5m



6.25 m Sitting Area | \_\_\_\_\_  
8.65 m Safety Area | \_\_\_\_\_

5.15 m  
9.25 m

# PS-H 04

GRUPA DE VÂRSTA

3+



ÎNĂLȚIME DE CADERE

1.5m



7.15 m Sitting Area | \_\_\_\_\_  
10.15 m Safety Area | \_\_\_\_\_

4.15 m  
7.15 m

# PS-H 05

GRUPA DE VÂRSTA

3+



ÎNĂLȚIME DE CADERE

1.5m



5.75 m  
9.75 m

6.20 m Sitting Area  
9.20 m Safety Area

# PS-H 06


GRUPA DE VÂRSTA

3+



ÎNĂLȚIME DE CADERE

1.5m



6.75 m  
10.75 m

6.25 m Sitting Area  
9.25 m Safety Area

# PS-H 07

GRUPA DE VÂRSTA

3+



ÎNĂLȚIME DE CADERE

1.5m



8.25 m  
4.75 m

8.25 m Sitting Area

12.25 m Safety Area

# PS-H 08

GRUPA DE VÂRSTA

3+



ÎNĂLȚIME DE CADERE

1.5m



9.45 m  
6.45 m

8.25 m Sitting Area

12.25 m Safety Area

# PS-H 09

GRUPA DE VÂRSTA

3+



ÎNĂLȚIME DE CADERE

1.5m



5.75 m  
9.75 m

5.20 m Sitting Area  
7.20 m Safety Area

# PS-H 10

GRUPA DE VÂRSTA

3+



ÎNĂLȚIME DE CADERE

1.5m



7.80 m  
11.30 m

7.80 m Sitting Area  
11.80 m Safety Area



**STROP  
SERIA**

# PS-C 01


GRUPA DE VÂRSTA

3+



ÎNĂLȚIME DE CADERE

1.5m



6.20 m Sitting Area | \_\_\_\_\_  
9.20 m Safety Area | \_\_\_\_\_

9.20 m  
5.20 m

# PS-C 02

GRUPA DE VÂRSTA

3+



ÎNĂLȚIME DE CADERE

1.5m



6.20 m Sitting Area | \_\_\_\_\_  
10.20 m Safety Area | \_\_\_\_\_

6.75 m  
3.75 m

PS-C  
03

GRUPA DE VÂRSTA

3+



ÎNĂLȚIME DE CADERE

1.5m



5.90 m  
9.40 m

6.85 m Sitting Area

10.85 m Safety Area

PS-C  
04

GRUPA DE VÂRSTA

3+



ÎNĂLȚIME DE CADERE

2m



6.60 m  
10.10 m

6.40 m Sitting Area

9.90 m Safety Area

PS-C  
05

GRUPA DE VÂRSTA

3+



ÎNĂLȚIME DE CADERE

1.5m



11.75 m  
7.75 m

6.10 m Sitting Area

9.60 m Safety Area

PS-C  
06

GRUPA DE VÂRSTA

3+



ÎNĂLȚIME DE CADERE

1.5m



8.25 m  
5.25 m

9.60 m Sitting Area

13.10 m Safety Area

PS-C  
07

GRUPA DE VÂRSTA

3+



ÎNĂLȚIME DE CADERE

1.5m



6.70 m  
10.20 m

7.35 m Sitting Area

11.35 m Safety Area

PS-C  
08


GRUPA DE VÂRSTA

3+



ÎNĂLȚIME DE CADERE

1.5m



7.00 m  
11.00 m

8.15 m Sitting Area

11.15 m Safety Area

PS-C  
09


GRUPA DE VÂRSTA

3+



ÎNĂLȚIME DE CADERE

1.5m



12.70 m  
8.70 m

9.60 m Sitting Area | \_\_\_\_\_  
13.60 m Safety Area | \_\_\_\_\_



**PĂDURE  
SERIA**

# PS-F 01

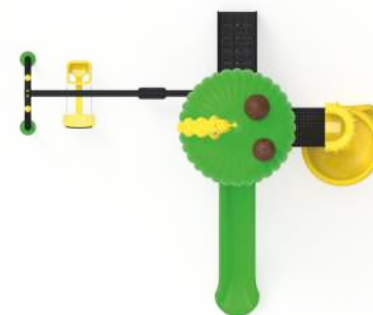
GRUPA DE VÂRSTA

3+



ÎNĂLȚIME DE CADERE

1.5m



8.70 m  
5.20 m

6.25 m Sitting Area | \_\_\_\_\_  
9.25 m Safety Area | \_\_\_\_\_

# PS-F 02


GRUPA DE VÂRSTA

3+



ÎNĂLȚIME DE CADERE

1.5m



5.20 m  
8.70 m

6.20 m Sitting Area | \_\_\_\_\_  
9.20 m Safety Area | \_\_\_\_\_

PS-F  
03

GRUPA DE VÂRSTA

3+



ÎNĂLȚIME DE CADERE

1.5m



6.10 m  
9.60 m

5.30 m Sitting Area | \_\_\_\_\_

7.80 m Safety Area | \_\_\_\_\_

PS-F  
04

GRUPA DE VÂRSTA

3+



ÎNĂLȚIME DE CADERE

1.5m



6.30 m  
3.30 m

5.00 m Sitting Area | \_\_\_\_\_

7.50 m Safety Area | \_\_\_\_\_

# PS-F 05

GRUPA DE VÂRSTA

3+



ÎNĂLȚIME DE CADERE

2m



7.30 m Sitting Area | \_\_\_\_\_

11.30 m Safety Area | \_\_\_\_\_

4.50 m

8.00 m

# PS-F 06

GRUPA DE VÂRSTA

3+



ÎNĂLȚIME DE CADERE

1m



9.70 m Sitting Area | \_\_\_\_\_

13.70 m Safety Area | \_\_\_\_\_

5.65 m

9.15 m

PS-F  
07

GRUPA DE VÂRSTA

3+



ÎNĂLȚIME DE CADERE

1.5m



8.70 m Sitting Area | \_\_\_\_\_

11.70 m Safety Area | \_\_\_\_\_

6.75 m  
10.75 m

PS-F  
08

GRUPA DE VÂRSTA

3+



ÎNĂLȚIME DE CADERE

2m



9.50 m Sitting Area | \_\_\_\_\_

13.00 m Safety Area | \_\_\_\_\_

8.95 m  
5.45 m

PS-F  
09

GRUPA DE VÂRSTA

3+



ÎNĂLȚIME DE CADERE

1.5m



8.25 m  
4.75 m

10.00 m Sitting Area

13.50 m Safety Area

PS-F  
10

GRUPA DE VÂRSTA

3+



ÎNĂLȚIME DE CADERE

2m



10.80 m  
14.80 m

8.25 m Sitting Area

10.25 m Safety Area

# PS-F 11


GRUPA DE VÂRSTA

3+



ÎNĂLȚIME DE CADERE

1.5m



9.70 m  
13.20 m

12.00 m Sitting Area

16.00 m Safety Area

# PS-F 12


GRUPA DE VÂRSTA

3+



ÎNĂLȚIME DE CADERE

2m



14.70 m  
10.70 m

10.30 m Sitting Area

14.30 m Safety Area



**MASINA  
SERIA**

# PS-A 01


GRUPA DE VÂRSTA

3+



ÎNĂLȚIME DE CADERE

1.5m



8.70 m  
5.20 m

6.20 m Sitting Area | \_\_\_\_\_  
9.20 m Safety Area | \_\_\_\_\_

# PS-A 02

GRUPA DE VÂRSTA

3+



ÎNĂLȚIME DE CADERE

1.5m



6.70 m  
10.70 m

5.60 m Sitting Area | \_\_\_\_\_  
9.10 m Safety Area | \_\_\_\_\_

# PS-A 03

GRUPA DE VÂRSTA

3+



ÎNĂLȚIME DE CADERE

1.5m



5.70 m  
9.70 m

4.40 m Sitting Area

7.40 m Safety Area

# PS-A 04

GRUPA DE VÂRSTA

3+



ÎNĂLȚIME DE CADERE

2m



10.15 m  
7.15 m

7.15 m Sitting Area

11.15 m Safety Area

PS-A  
05


GRUPA DE VÂRSTA

3+



ÎNĂLȚIME DE CADERE

1.5m



9.85 m  
6.35 m

7.00 m Sitting Area  
11.00 m Safety Area

PS-A  
06

GRUPA DE VÂRSTA

3+



ÎNĂLȚIME DE CADERE

1.5m



9.65 m  
13.15 m

5.95 m Sitting Area  
9.95 m Safety Area



**TREN  
SERIA**

# PS-T 01


GRUPA DE VÂRSTA

3+



ÎNĂLȚIME DE CADERE

1m



5.70 m  
9.70 m

4.85 m Sitting Area | \_\_\_\_\_

7.85 m Safety Area | \_\_\_\_\_

# PS-T 02


GRUPA DE VÂRSTA

3+



ÎNĂLȚIME DE CADERE

1m



7.65 m  
4.15 m

7.00 m Sitting Area | \_\_\_\_\_

9.50 m Safety Area | \_\_\_\_\_

# PS-T 03


GRUPA DE VÂRSTA

3+



ÎNĂLȚIME DE CADERE

1.5m



7.50 m  
4.00 m

7.70 m Sitting Area

11.20 m Safety Area

# PS-T 04

GRUPA DE VÂRSTA

3+



ÎNĂLȚIME DE CADERE

1.5m



4.80 m  
8.30 m

6.95 m Sitting Area

10.45 m Safety Area

PS-T  
05


GRUPA DE VÂRSTA

5+



ÎNĂLȚIME DE CADERE

2m



7.15 m  
11.15 m

8.95 m Sitting Area  
10.45 m Safety Area



**NAVAL  
SERIA**

PS-G  
01


GRUPA DE VÂRSTA

3+



ÎNĂLȚIME DE CADERE

1.5m



14.00 m Sitting Area | \_\_\_\_\_

16.00 m Safety Area | \_\_\_\_\_

11.80 m  
7.80 m

# PS-G 02


GRUPA DE VÂRSTA

3+



ÎNĂLȚIME DE CADERE

2m



7.80 m  
11.80 m

16.60 m Sitting Area

18.60 m Safety Area

PS-G  
03

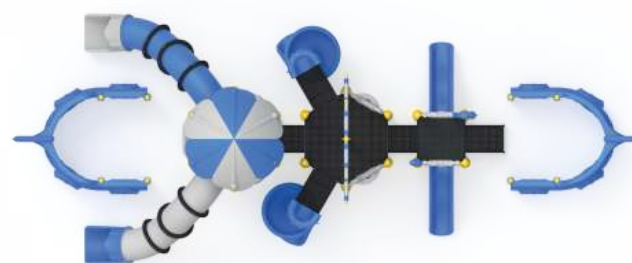
GRUPA DE VÂRSTA

3+



ÎNĂLȚIME DE CADERE

2m



8.20 m  
6.20 m

15.60 m Sitting Area  
18.60 m Safety Area

PS-G  
04

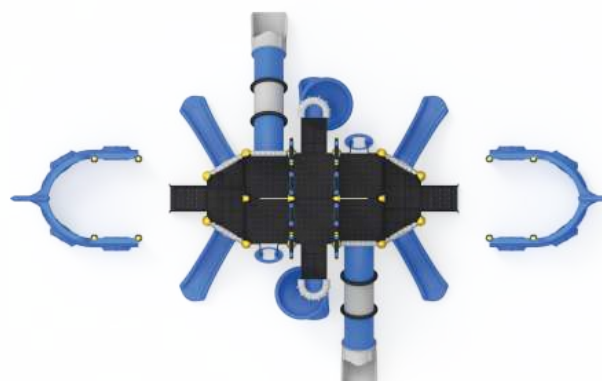
GRUPA DE VÂRSTA

3+



ÎNĂLȚIME DE CADERE

2m



9.60 m  
13.60 m

15.60 m Sitting Area  
17.60 m Safety Area



**TOKI  
SERIA**

# PS-R 01

GRUPA DE VÂRSTA

3+



ÎNĂLȚIME DE CADERE

2m



11.50 m  
8.00 m

7.90 m Sitting Area

11.40 m Safety Area

# PS-R 02


GRUPA DE VÂRSTA

3+



ÎNĂLȚIME DE CADERE

2m



10.65 m  
7.15 m

8.65 m Sitting Area

12.15 m Safety Area

# PS-R 03

GRUPA DE VÂRSTA

3+



ÎNĂLȚIME DE CADERE

2m



10.10 m  
13.10 m

11.60 m Sitting Area | \_\_\_\_\_  
15.60 m Safety Area | \_\_\_\_\_

# PS-R 04


GRUPA DE VÂRSTA

3+



ÎNĂLȚIME DE CADERE

1.5m



7.35 m  
11.35 m

10.10 m Sitting Area | \_\_\_\_\_  
14.10 m Safety Area | \_\_\_\_\_

# PS-R 05

GRUPA DE VÂRSTA

3+



ÎNĂLȚIME DE CADERE

2m



11.30 m  
7.30 m

15.45 m Sitting Area | \_\_\_\_\_

18.45 m Safety Area | \_\_\_\_\_

# PS-R 06

GRUPA DE VÂRSTA

5+



ÎNĂLȚIME DE CADERE

2m



11.40 m  
7.40 m

13.00 m Sitting Area | \_\_\_\_\_

16.00 m Safety Area | \_\_\_\_\_

# PS-R 07

GRUPA DE VÂRSTA

3+



ÎNĂLȚIME DE CADERE

2m



8.00 m  
12.00 m

21.40 m Sitting Area | \_\_\_\_\_

23.40 m Safety Area | \_\_\_\_\_

# PS-R 08

GRUPA DE VÂRSTA

3+



ÎNĂLȚIME DE CADERE

1.5m



6.70 m  
10.70 m

16.35 m Sitting Area | \_\_\_\_\_

18.35 m Safety Area | \_\_\_\_\_

TOKI  
01



TOKI  
02



TOKI  
03



TOKI  
04





**NEÎMPIEDICAT  
SERIA**

# PS-S 01


GRUPA DE VÂRSTA

3+



ÎNĂLȚIME DE CADERE

1m



8.50 m Sitting Area | \_\_\_\_\_

11.50 m Safety Area | \_\_\_\_\_

9.00 m  
5.00 m

# PS-S 02

GRUPA DE VÂRSTA

3+



ÎNĂLȚIME DE CADERE

1m



10.50 m Sitting Area | \_\_\_\_\_

14.00 m Safety Area | \_\_\_\_\_

9.25 m  
5.25 m

# PS-S 03

GRUPA DE VÂRSTA

5+



ÎNĂLȚIME DE CADERE

1.5m



11.25 m Sitting Area | \_\_\_\_\_

14.25 m Safety Area | \_\_\_\_\_

10.00 m

13.50 m

# PS-S 04

GRUPA DE VÂRSTA

3+



ÎNĂLȚIME DE CADERE

1m



8.30 m Sitting Area | \_\_\_\_\_

10.30 m Safety Area | \_\_\_\_\_

7.60 m

11.10 m



**NATURĂ  
SERIES**

# PS-N 01

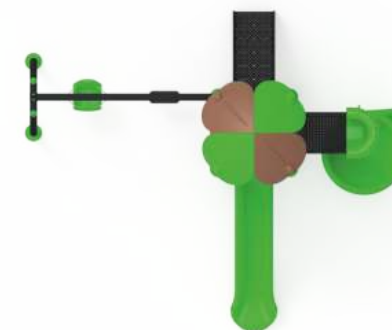
GRUPA DE VÂRSTA

3+



ÎNĂLȚIME DE CADERE

1.5m



8.70 m  
5.20 m

6.20 m Sitting Area | \_\_\_\_\_  
9.20 m Safety Area | \_\_\_\_\_

# PS-N 02

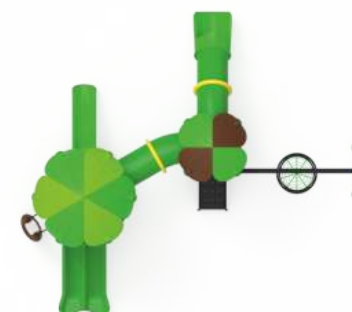
GRUPA DE VÂRSTA

3+



ÎNĂLȚIME DE CADERE

1m



11.50 m  
7.50 m

8.50 m Sitting Area | \_\_\_\_\_  
11.00 m Safety Area | \_\_\_\_\_

# PS-N 03

GRUPA DE VÂRSTA

5+



ÎNĂLȚIME DE CADERE

2m



4.75 m  
8.75 m

5.00 m Sitting Area | \_\_\_\_\_  
8.00 m Safety Area | \_\_\_\_\_

# PS-N 04

GRUPA DE VÂRSTA

3+



ÎNĂLȚIME DE CADERE

1.5m



5.60 m  
9.60 m

7.85 m Sitting Area | \_\_\_\_\_  
11.35 m Safety Area | \_\_\_\_\_

PS-N  
05

GRUPA DE VÂRSTA

5+



ÎNĂLȚIME DE CADERE

2m



10.65 m  
7.15 m

6.00 m Sitting Area | \_\_\_\_\_  
8.00 m Safety Area | \_\_\_\_\_

PS-N  
06


GRUPA DE VÂRSTA

3+



ÎNĂLȚIME DE CADERE

2m



9.15 m  
5.15 m

6.70 m Sitting Area | \_\_\_\_\_  
10.70 m Safety Area | \_\_\_\_\_

PS-N  
07

GRUPA DE VÂRSTA

3+



ÎNĂLȚIME DE CADERE

2m



8.50 m Sitting Area | \_\_\_\_\_  
12.50 m Safety Area | \_\_\_\_\_

7.25 m  
10.75 m

PS-N  
08

GRUPA DE VÂRSTA

3+



ÎNĂLȚIME DE CADERE

2m



9.85 m Sitting Area | \_\_\_\_\_  
12.85 m Safety Area | \_\_\_\_\_

6.50 m  
10.50 m

PS-N  
09

GRUPA DE VÂRSTA

3+



ÎNĂLȚIME DE CADERE

1.5m



13.80 m  
9.80 m

8.50 m Sitting Area | \_\_\_\_\_  
12.50 m Safety Area | \_\_\_\_\_

PS-N  
10

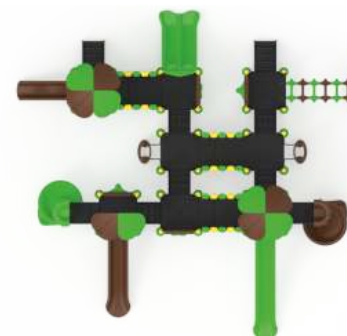
GRUPA DE VÂRSTA

3+



ÎNĂLȚIME DE CADERE

2m



14.30 m  
10.30 m

10.80 m Sitting Area | \_\_\_\_\_  
14.30 m Safety Area | \_\_\_\_\_



**GIGANT  
SERIES**

PS-D  
01

GRUPA DE VÂRSTA

3+



ÎNĂLȚIME DE CADERE

2.5m



7.10 m  
11.10 m

7.70 m Sitting Area  
11.70 m Safety Area

PS-D  
02

GRUPA DE VÂRSTA

3+



ÎNĂLȚIME DE CADERE

2m



7.50 m Sitting Area | \_\_\_\_\_  
9.50 m Safety Area | \_\_\_\_\_

11.20 m  
7.20 m

PS-D  
03

GRUPA DE VÂRSTA

3+



ÎNĂLȚIME DE CADERE

2.8m



4.00 m  
7.00 m

10.10 m Sitting Area  
13.60 m Safety Area

PS-D  
04

GRUPA DE VÂRSTA

3+



ÎNĂLȚIME DE CADERE

2.8m



13.15 m  
9.15 m

10.90 m Sitting Area  
14.90 m Safety Area

PS-D  
05


GRUPA DE VÂRSTA

3+



ÎNĂLȚIME DE CADERE

2.5m



8.90 m Sitting Area  
12.40 m Safety Area

9.25 m  
13.25 m

PS-D  
06


GRUPA DE VÂRSTA

3+



ÎNĂLȚIME DE CADERE

2.8m



7.95 m  
4.45 m

14.65 m Sitting Area | \_\_\_\_\_  
18.65 m Safety Area | \_\_\_\_\_

PS-D  
07

GRUPA DE VÂRSTA

3+



ÎNĂLȚIME DE CADERE

2.5m



9.50 m

13.50 m

10.10 m Sitting Area | \_\_\_\_\_

13.60 m Safety Area | \_\_\_\_\_

PS-D  
08

GRUPA DE VÂRSTA

3+



ÎNĂLȚIME DE CADERE

2.5m



15.70 m Sitting Area

19.70 m Safety Area

13.80 m  
9.80 m

PS-D  
09

GRUPA DE VÂRSTA

3+



ÎNĂLȚIME DE CADERE

2.8m



12.50 m  
16.50 m

15.70 m Sitting Area | \_\_\_\_\_  
19.70 m Safety Area | \_\_\_\_\_

PS-D  
10

GRUPA DE VÂRSTA

3+



ÎNĂLȚIME DE CADERE

4.7m



19.00 m  
15.00 m

20.75 m Sitting Area  
24.75 m Safety Area

PS-D  
11

GRUPA DE VÂRSTA

3+



ÎNĂLȚIME DE CADERE

6.5m



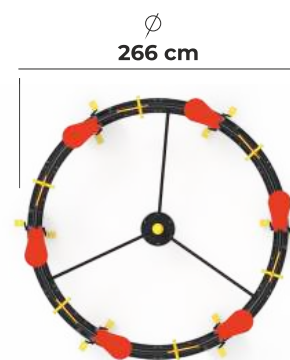

24.30 m  
28.30 m

18.50 m Sitting Area  
22.50 m Safety Area

# ACCESORII LOCURI DE JOACA



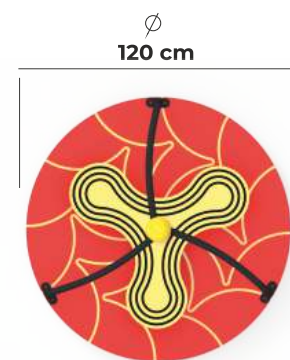
PC-D  
01



PC-D  
02



PC-D  
03



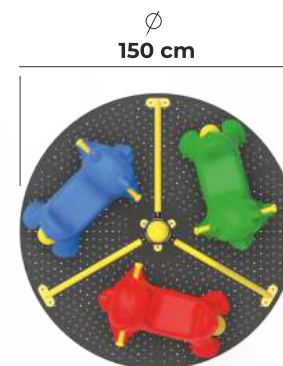
PC-D  
04



PC-D  
05



PC-D  
06



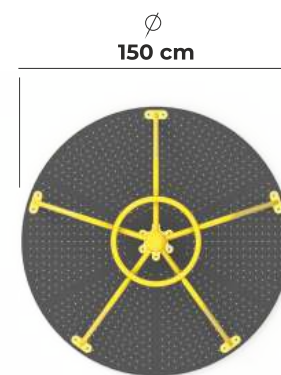
PC-D  
07



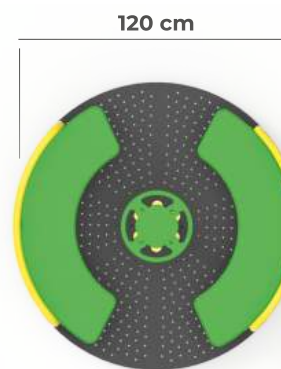
PC-D  
08



PC-D  
09



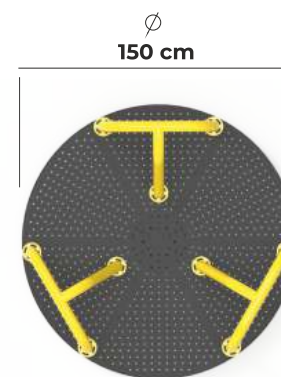
PC-D  
10



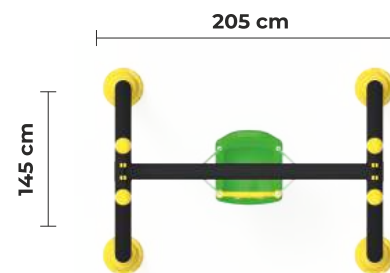
PC-D  
11



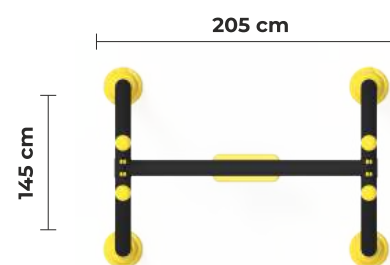
PC-D  
12



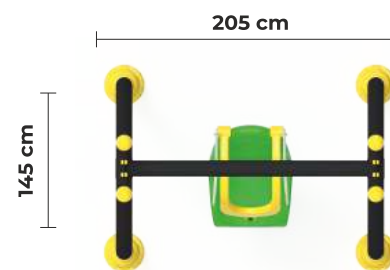
PC-S  
01



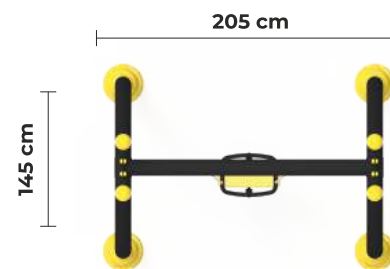
PC-S  
02



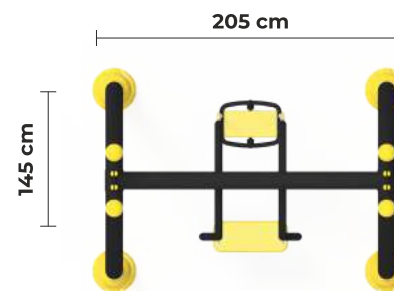
PC-S  
03



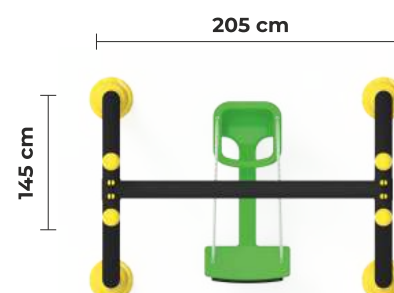
PC-S  
04



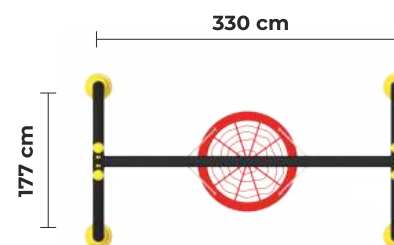
PC-S  
05



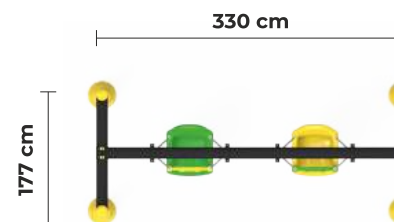
PC-S  
06



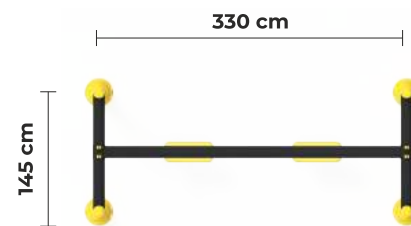
PC-S  
07



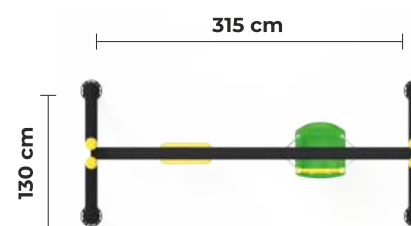
PC-S  
08



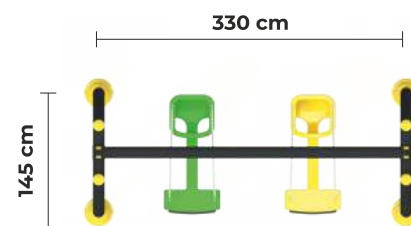
PC-S  
09



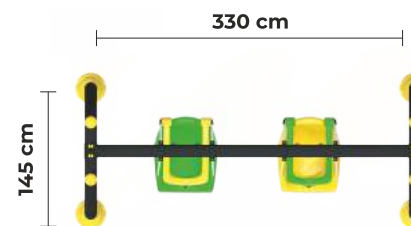
PC-S  
10



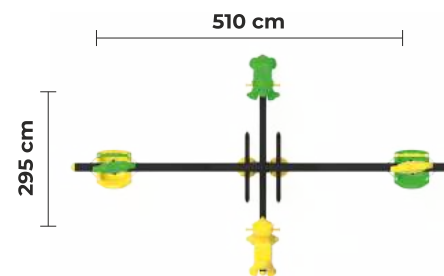
PC-S  
11



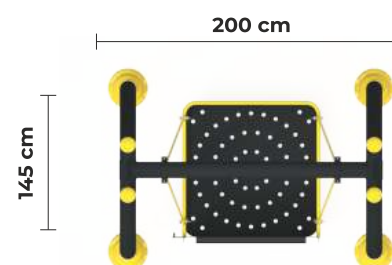
PC-S  
12



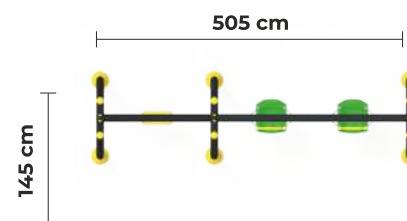
PC-S  
13



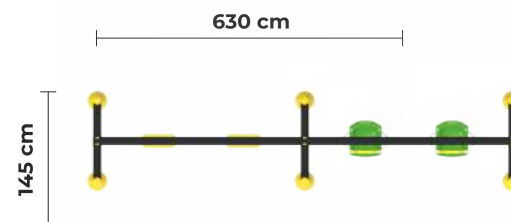
PC-S  
14



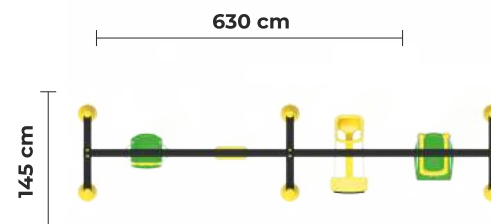
PC-S  
16



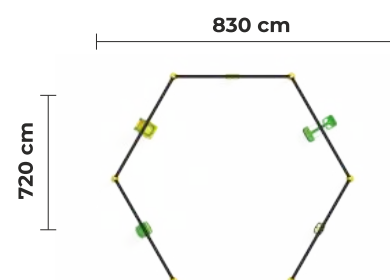
PC-S  
17



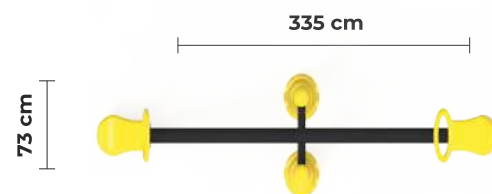
PC-S  
18



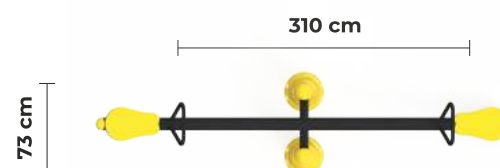
PC-S  
19



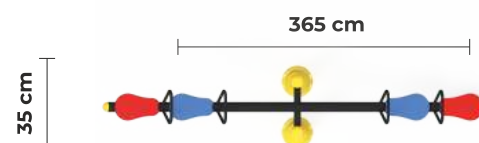
PC-B  
01



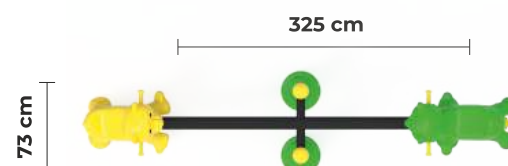
PC-B  
02



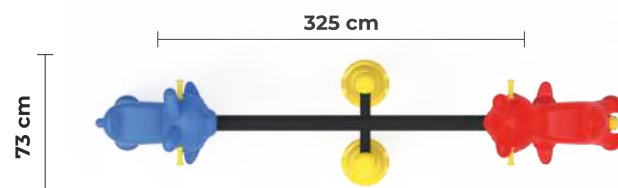

PC-B  
03




PC-B  
04



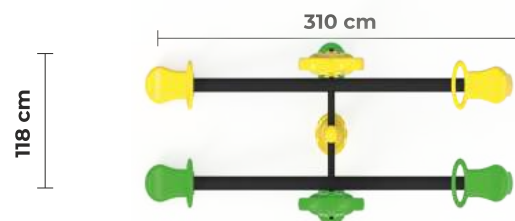
PC-B  
05




PC-B  
06



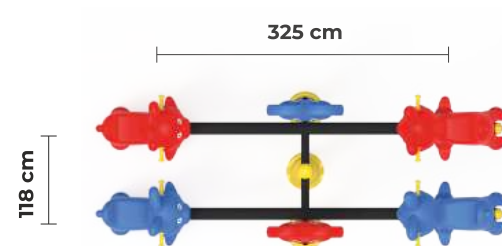
PC-B  
07



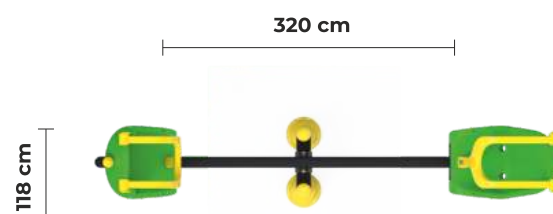
PC-B  
08




PC-B  
09



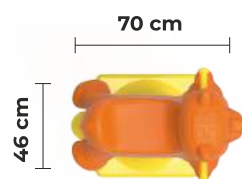
PC-B  
10




PC-B  
11



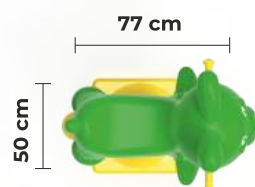
PC-Z  
01



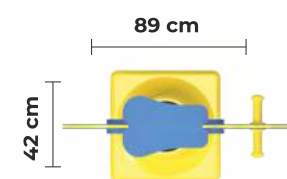
PC-Z  
05



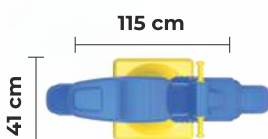
PC-Z  
02



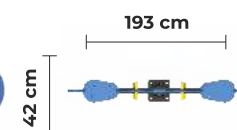
PC-Z  
06



PC-Z  
03



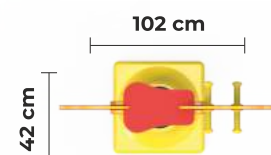
PC-Z  
07



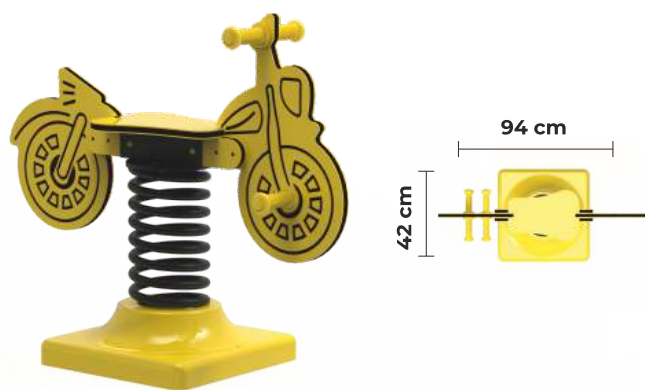
PC-Z  
04



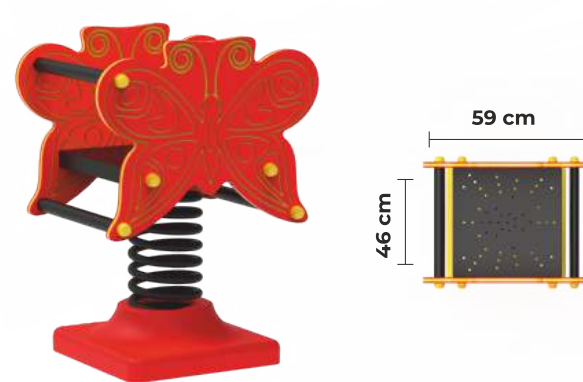
PC-Z  
08



PC-Z  
09



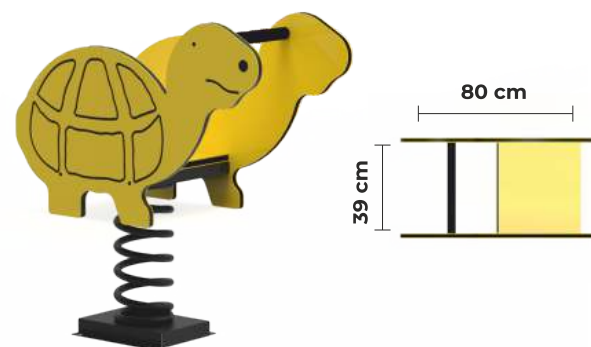
PC-Z  
13



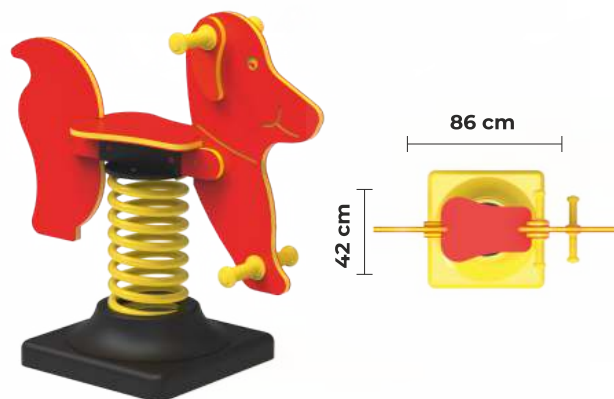
PC-Z  
10



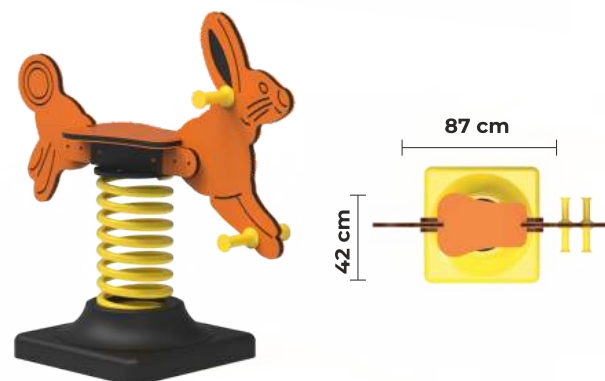
PC-Z  
14



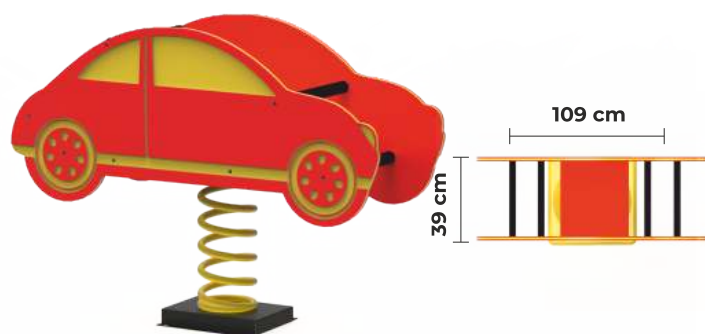
PC-Z  
11



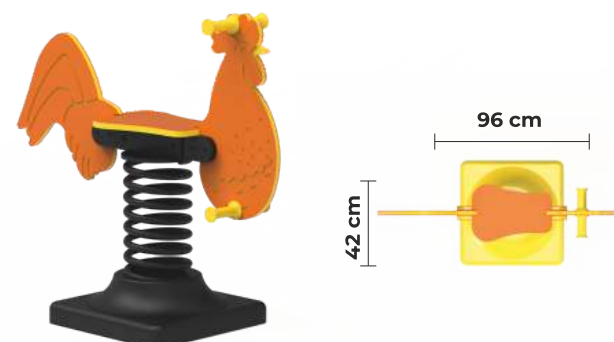
PC-Z  
15



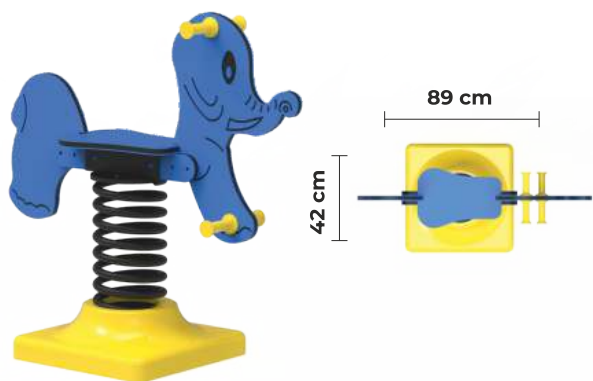
PC-Z  
12



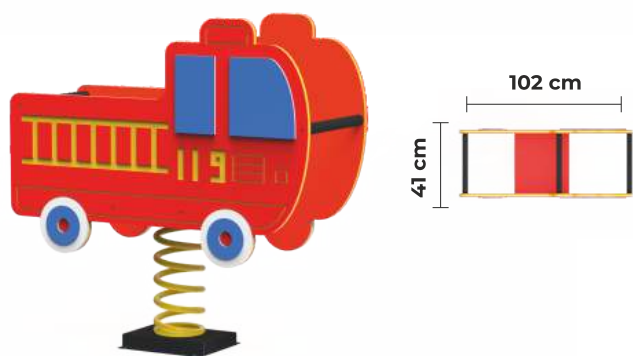
PC-Z  
16



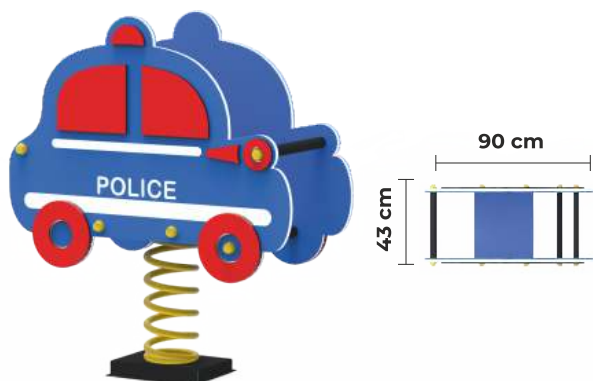
PC-Z  
17



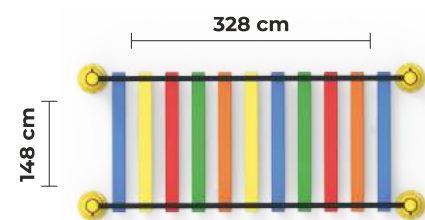
PC-Z  
18



PC-Z  
19



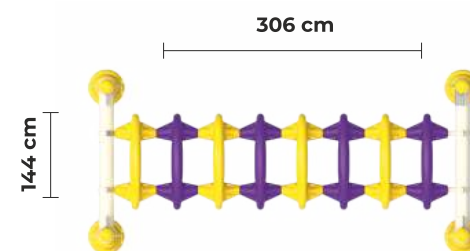
PC-Y  
01



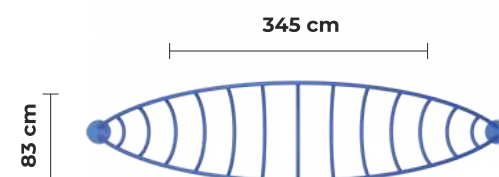
PC-Y  
02



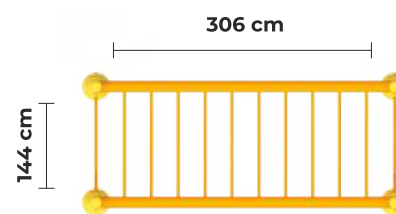
PC-Y  
03




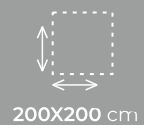
PC-Y  
04




PC-Y  
05




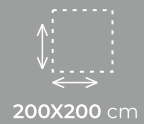
PC-Y  
06




PC-Y  
08



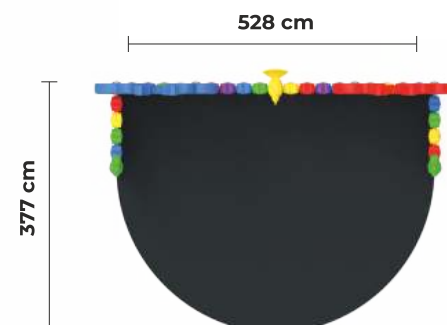
PC-7  
07



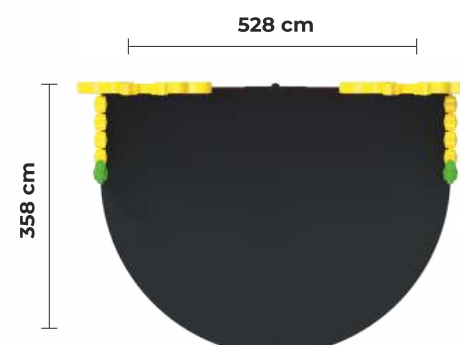
PC-7  
09



PC-Y  
10



PC-Y  
11



# MARFURI SPORTIVE EXTERIOARE



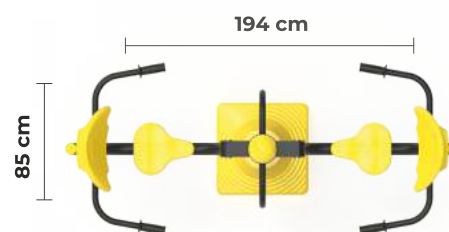
PF  
01

APARAT FITNESS PICIOARE



PF  
02

APARAT FITNESS PICIOARE -PUSH OFF



PF  
03

APARAT FITNESS DUBLU MERS



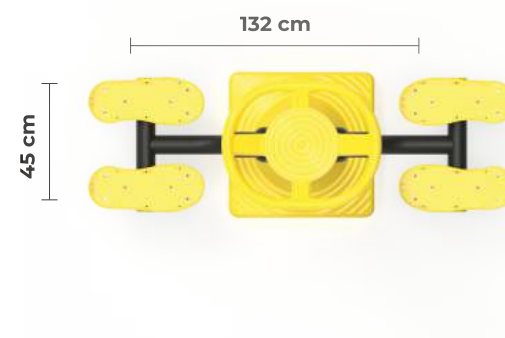
PF  
04

APARAT FITNESS ELIPTICAL



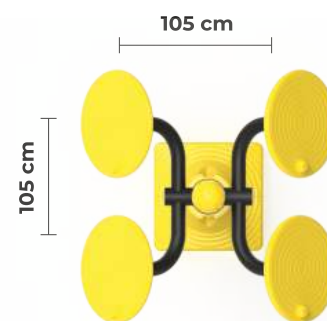
PF  
05

APARAT FITNESS PENTRU TALIE-DUBLU



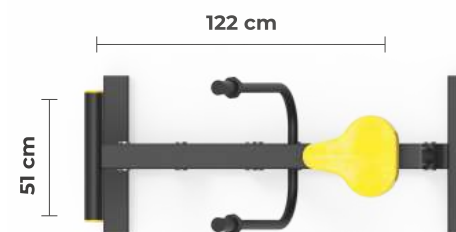
PF  
06

APARAT FITNESS BRAT SI ANTEBRAT



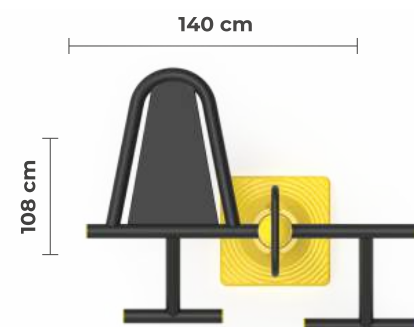
PF  
07

APARAT FITNESS VASLIT



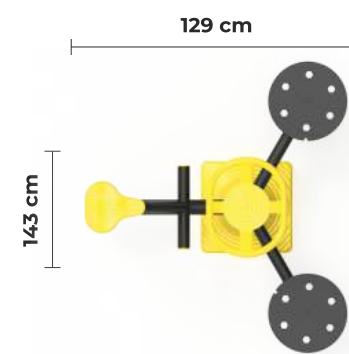
PF  
08

APARAT FITNESS ABDOMEN



PF  
09

APARAT FITNESS TALIE



PF  
10

APARAT FITNESS TIP BICICLETA/STEPPER



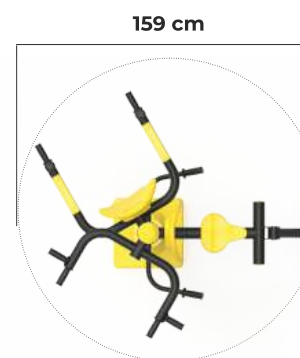
PF  
11

APARAT FITNESS AIR WALKER

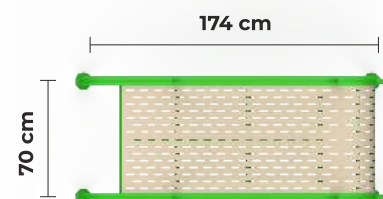



PF  
12

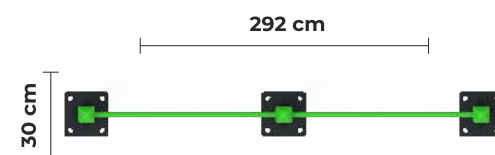

APARAT FITNESS BODY BUILDING




PW  
01



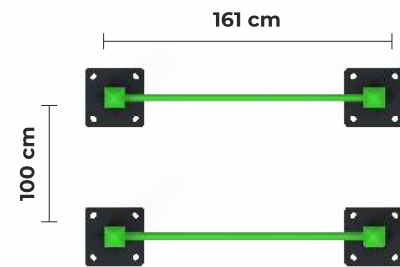
PW  
02



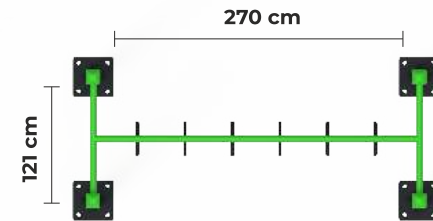
PW  
03



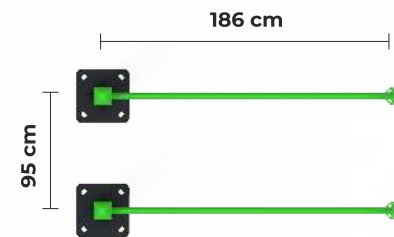
PW  
04



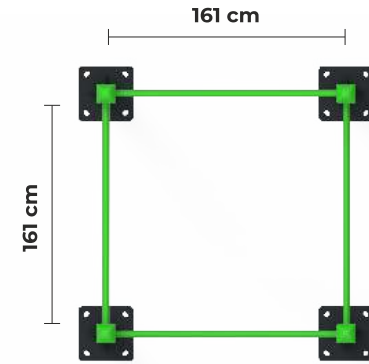
PW  
05



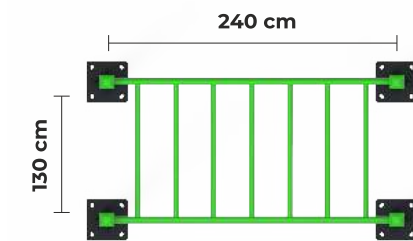
PW  
06




PW  
07



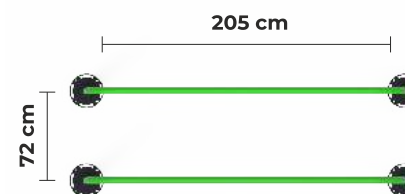
PW  
08



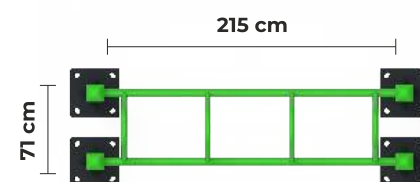

PW  
09



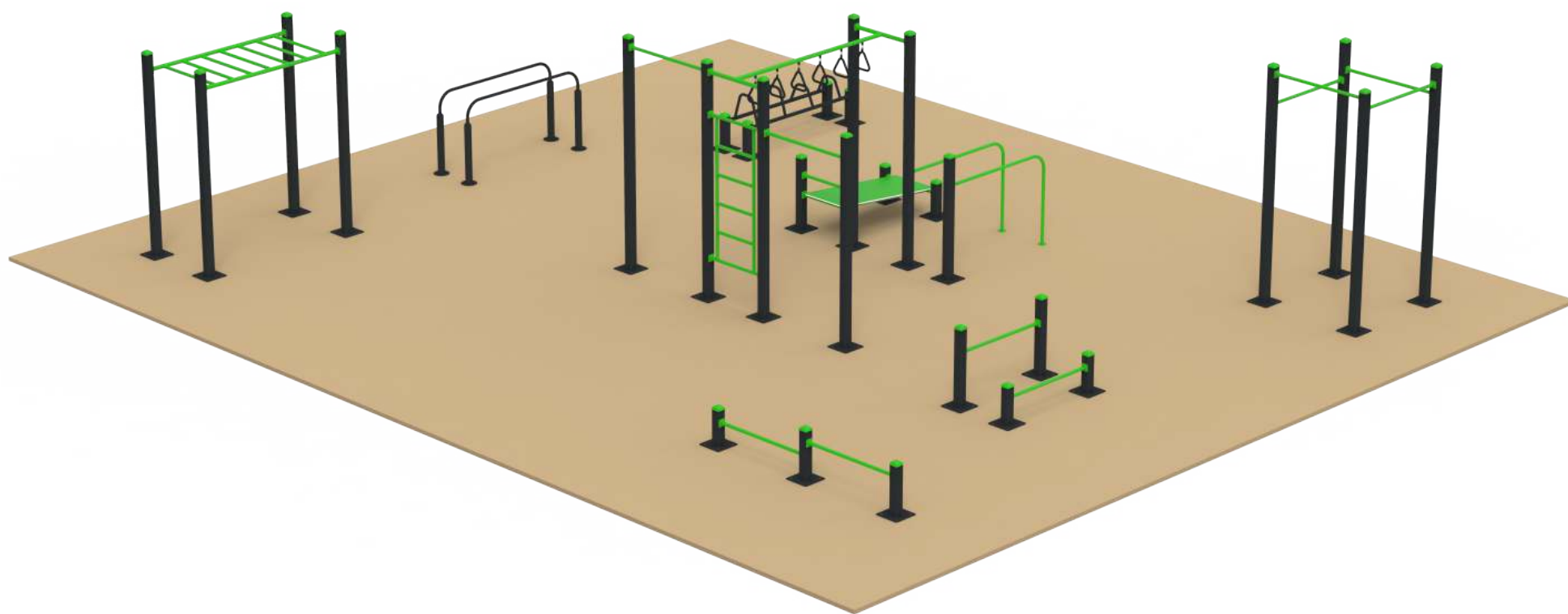
PW  
10



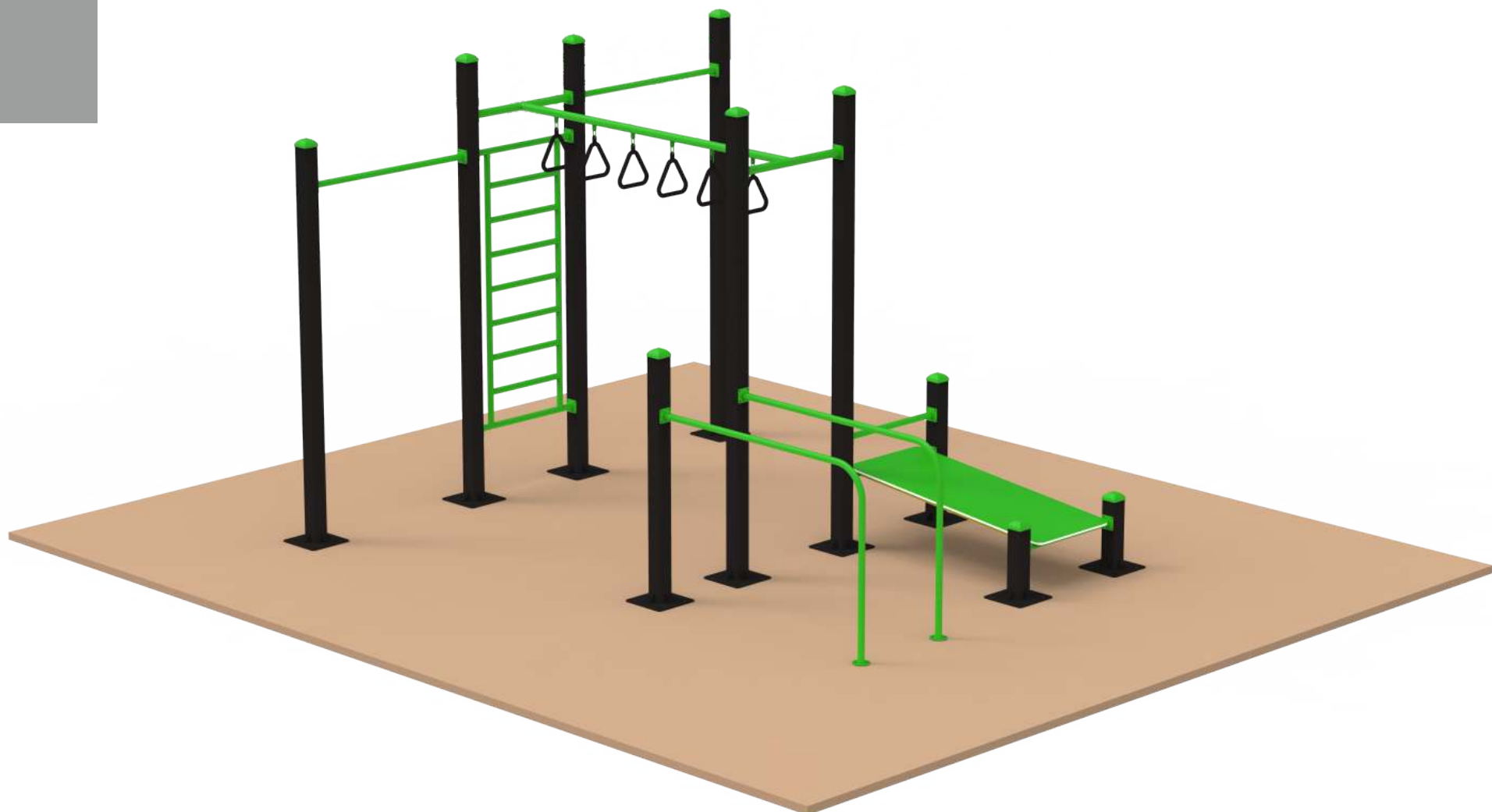
PW  
11



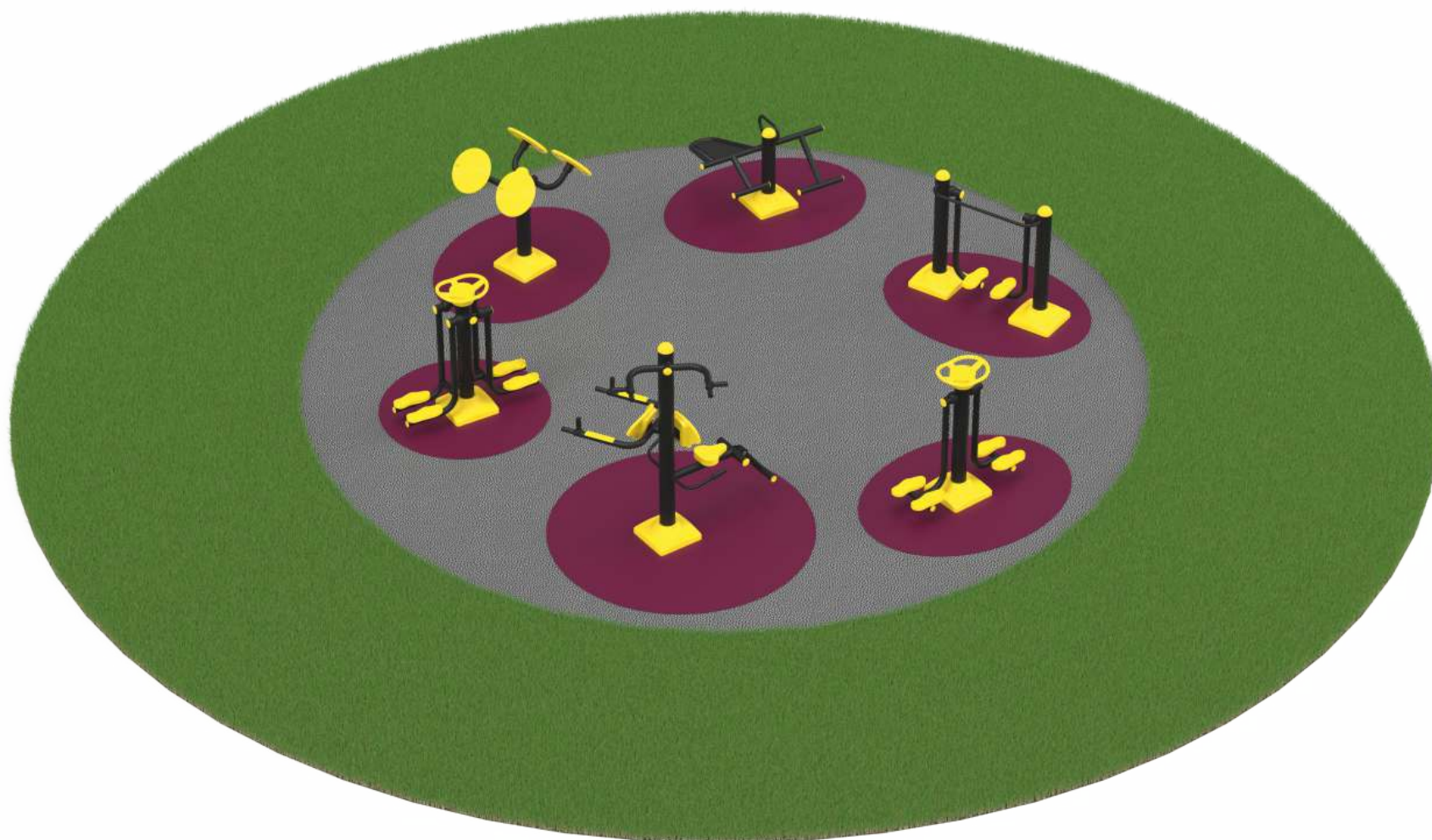
FW  
12



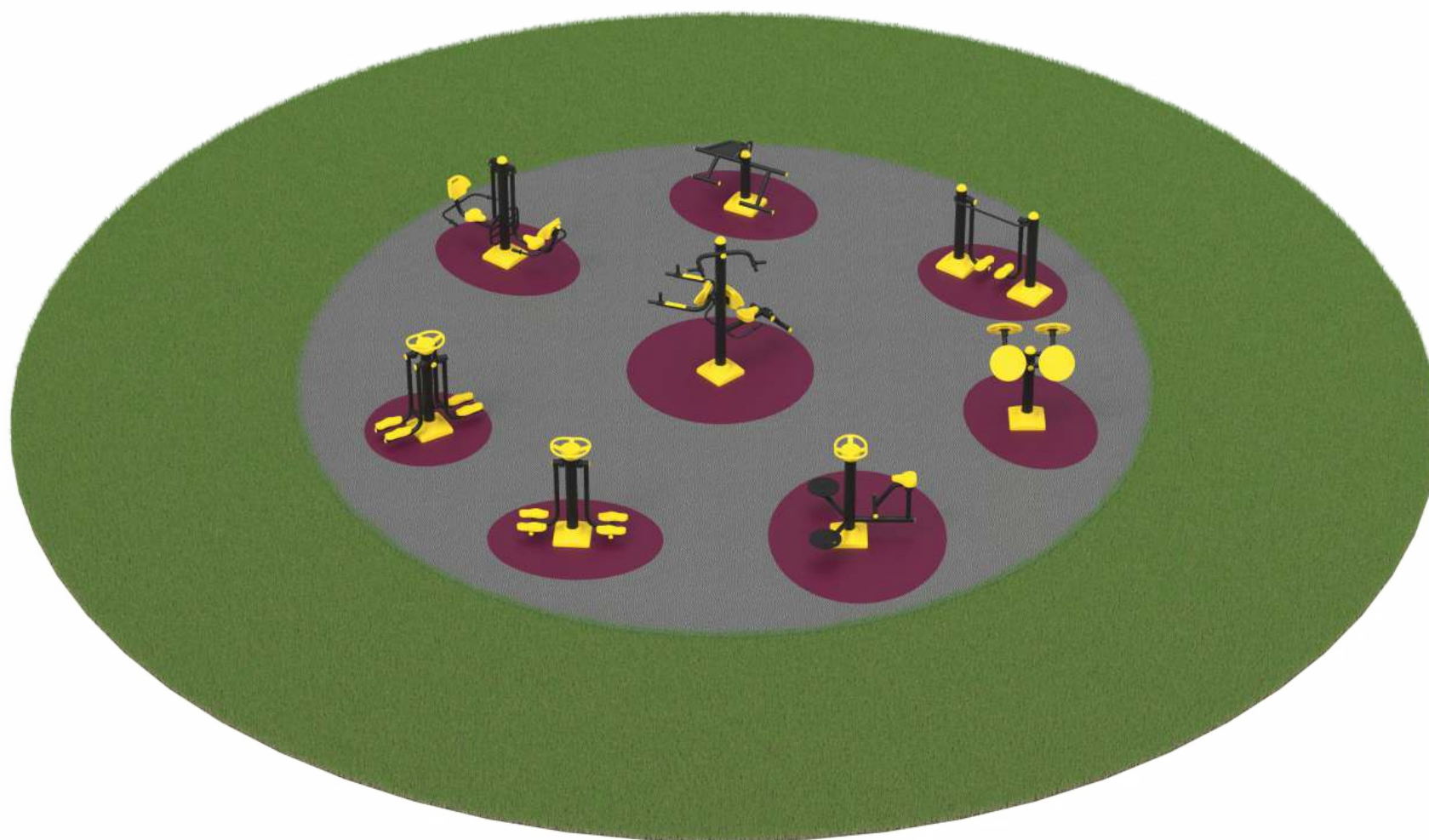
FW  
13



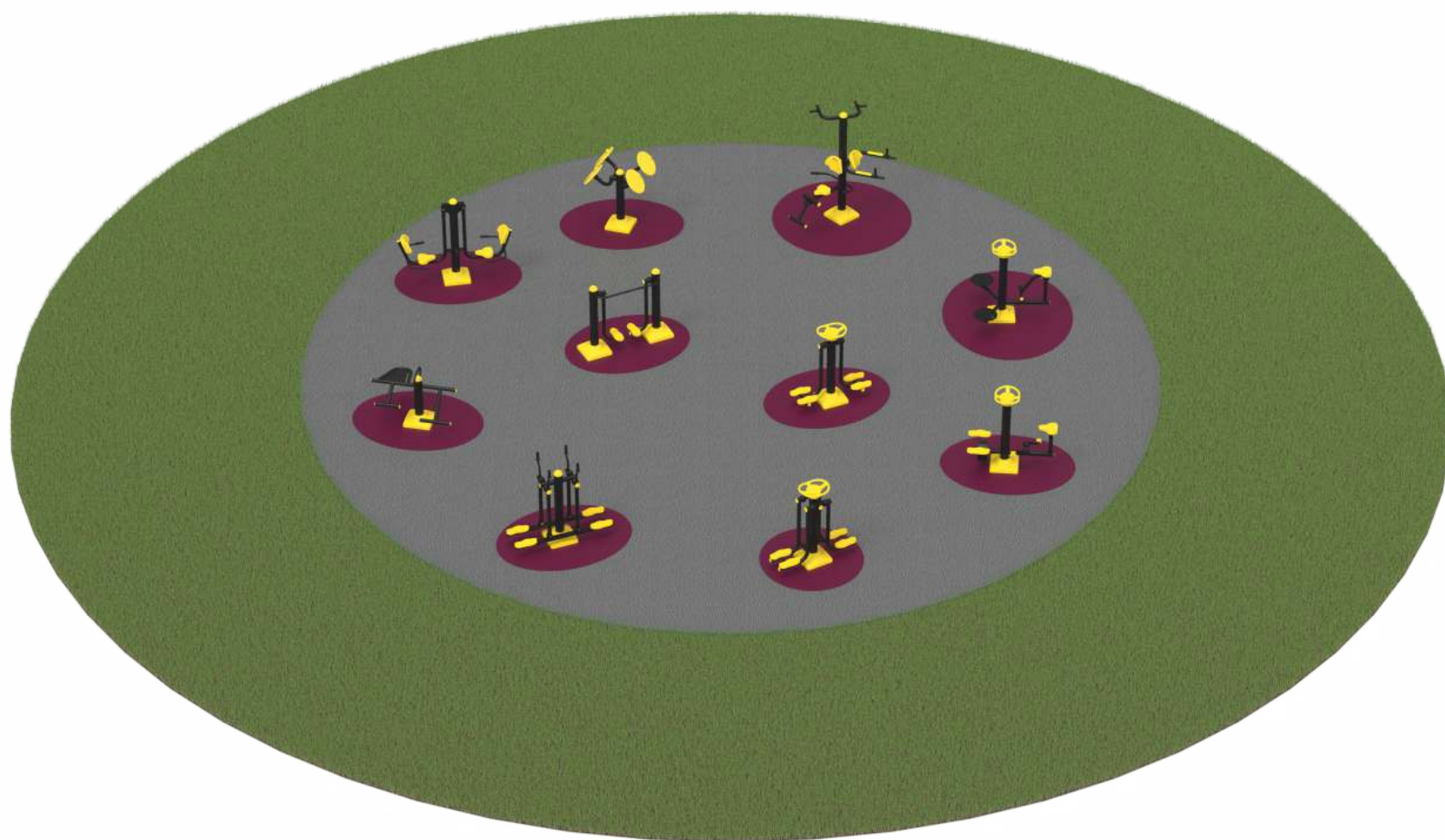
FSET  
01



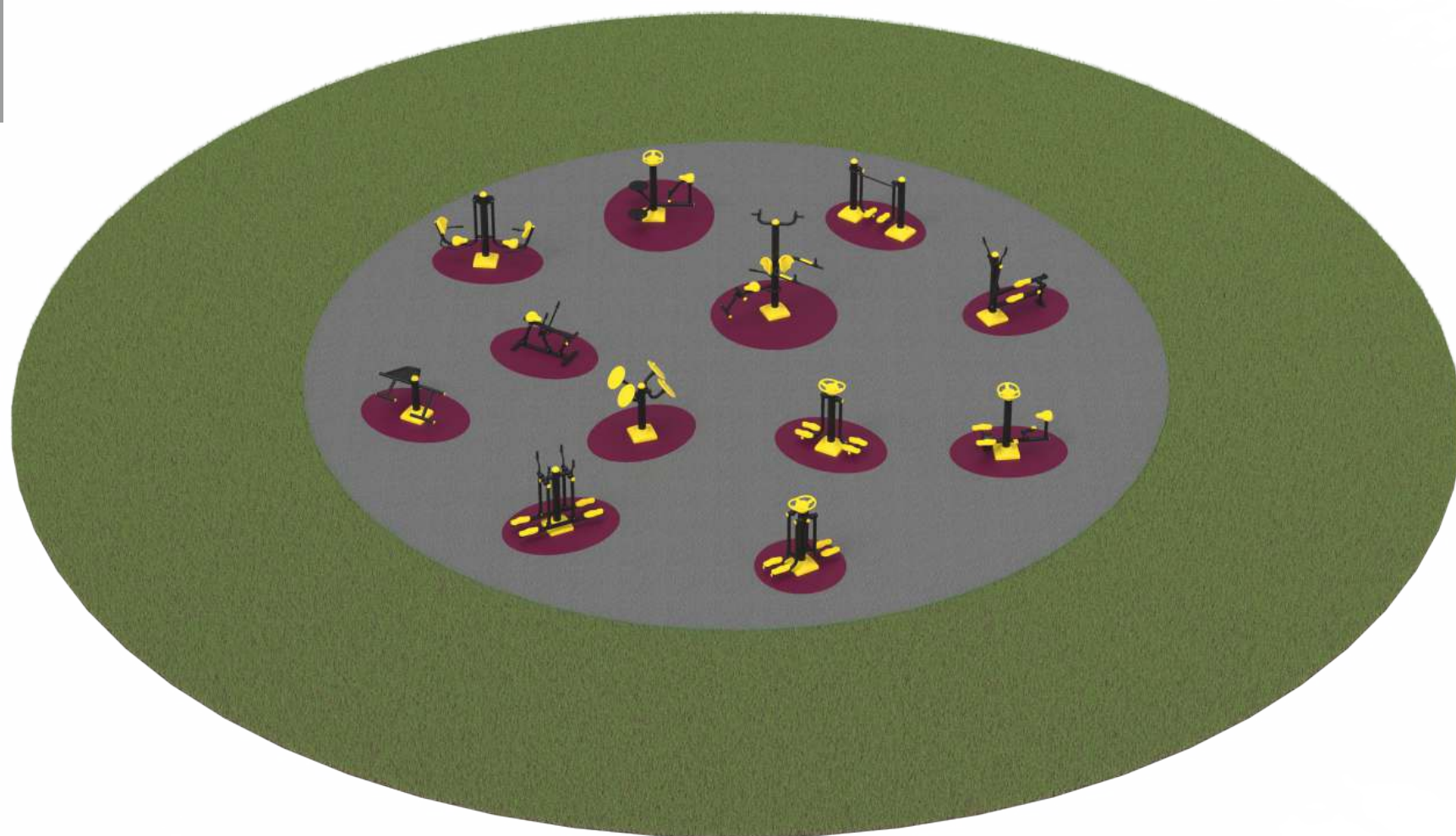
FSET  
02



**FSET**  
**03**



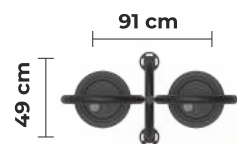
FSET  
04



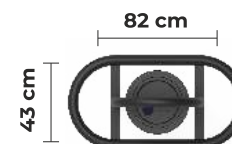
# **MOBILIER URBAN**



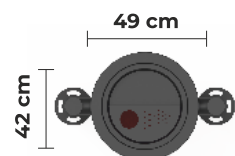
PM  
01



PM  
05



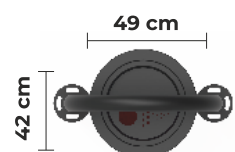
PM  
02



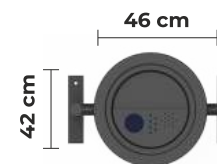
PM  
06



PM  
03



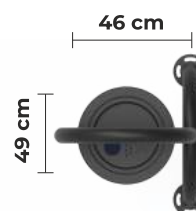
PM  
07



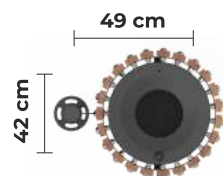
PM  
04



PM  
08



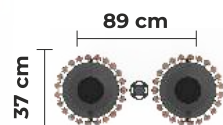
PM  
09



PM  
12



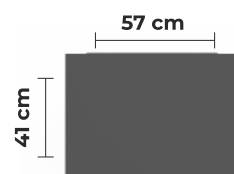
PM  
10




PM  
13




PM  
11




PM  
14




PM  
15



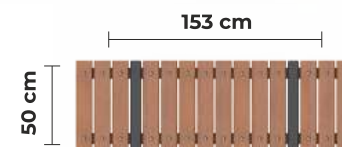
PM  
18




PM  
16




PM  
19



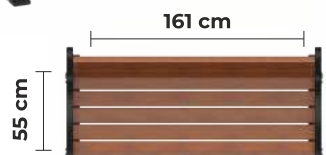
PM  
17




PM  
20



PM  
21




PM  
24



PM  
22




PM  
25



PM  
23




PM  
26



PM  
27



PM  
30



PM  
28



PM  
31



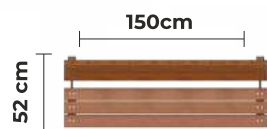
PM  
29




PM  
32



PM  
33




PM  
35



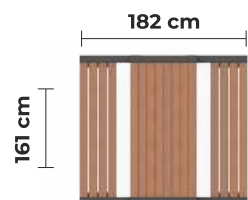
PM  
34



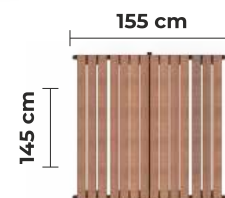
PM  
36



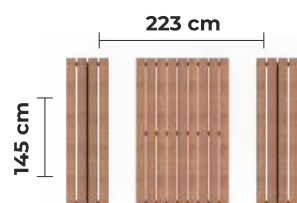
PM  
37



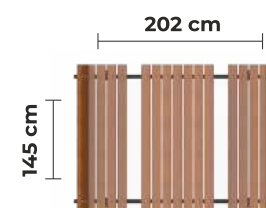
PM  
40



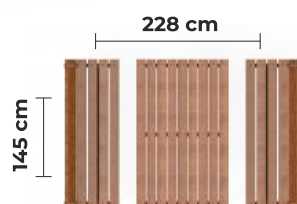
PM  
38



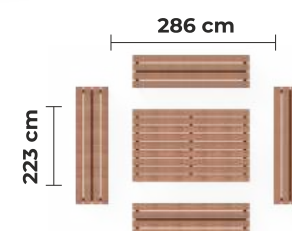
PM  
41




PM  
39



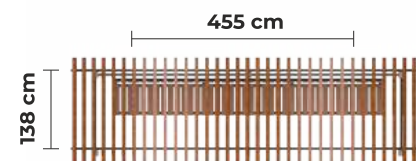
PM  
42



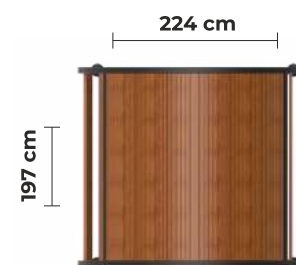
PM  
43



PM  
44



PM  
45



PM  
46



300X300 cm  
400X400 cm



PM  
47




300X300 cm  
400X400 cm



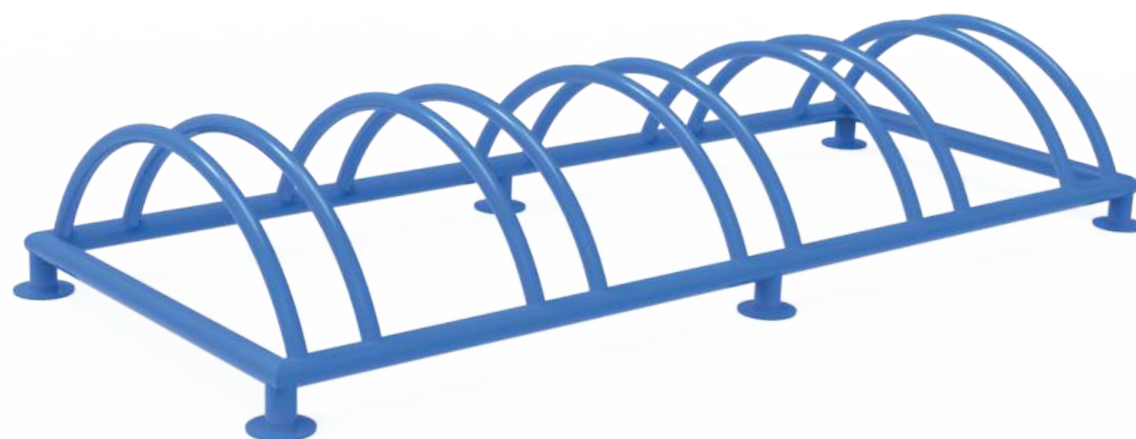
PM  
48

311X89 cm



PM  
49

211X89 cm



# CAUCIUC SOL



PG  
01

**Dale Cauciuc 40x40**



Optiuni culoare: rosu, verde si gri.  
Grosime 2 - 2.5 - 3 - 4



**Dale Cauciuc 50x50**



Optiuni culoare: rosu, verde si gri.  
Grosime 2 - 2.5 - 3 - 4

Inaltimi Mari	Grosimea Cauciucului	Dimensiunea Cauciucului
1,6 m	50 mm	500 x 500 mm 400 x 400 mm
2,0 m	60 mm	500 x 500 mm 400 x 400 mm
3,0 m	75 mm	500 x 500 mm 400 x 400 mm
3 + m	90 mm	500 x 500 mm 400 x 400 mm

PG  
02

**Dalepuzzle Cauciuc 40x40**



Optiuni culoare: rosu, verde si gri.  
Grosime 2 - 2.5 - 3 - 4



**Dalepuzzle Cauciuc 50x50**



Optiuni culoare: rosu, verde si gri.  
Grosime 2 - 2.5 - 3 - 4


Inaltimi Mari	Grosimea Cauciucului	Dimensiunea Cauciucului
1,6 m	50 mm	500 x 500 mm 400 x 400 mm
2,0 m	60 mm	500 x 500 mm 400 x 400 mm
3,0 m	75 mm	500 x 500 mm 400 x 400 mm
3 + m	90 mm	500 x 500 mm 400 x 400 mm

PG  
03

**Dale Hexagonale Cauciuc 40x40**



Optiuni culoare: rosu, verde si gri.  
Grosime 2 - 2.5 - 3 - 4



**Dale Hexagonale Cauciuc 50x50**



Optiuni culoare: rosu, verde si gri.  
Grosime 2 - 2.5 - 3 - 4

Inaltime Mari	Grosimea Cauciucului	Dimensiunea Cauciucului
1,6 m	50 mm	500 x 500 mm 400 x 400 mm
2,0 m	60 mm	500 x 500 mm 400 x 400 mm
3,0 m	75 mm	500 x 500 mm 400 x 400 mm
3 + m	90 mm	500 x 500 mm 400 x 400 mm

PG  
04



**Pardoseala Din Cauciuc**

Materialul necesar de pardoseală din cauciuc poate fi aplicat atât pe podelele din asfalt, cât și pe cele din beton. Este un material de pardoseală rezistent la apă, de lungă durată; potrivit pentru toate ramurile sportive jucate cu minge și poteci de mers.

# TRUSTBUILD CONSTRUCT

*E-mail:* bogdan.dobre@trustbuildconstruct.com  
teodor.arapasu@trustbuildconstruct.com

*Telefon:* 0745 438 845  
0748 539 600

